



Empowered lives.
Resilient nations.



مؤسسة محمد بن راشد آل مكتوم
MOHAMMED BIN RASHID
AL MAKTOUM FOUNDATION

Results



“There is no future without books”
Mohammed Bin Rashid Al Maktoum



ARAB READING INDEX 2016

“In some ways, certain books are more powerful by far than any battle”
Henry Wallace

“The reading of all good books is like a conversation with the finest minds of past centuries”
René Descartes



“Those who know how to read are the ones that lead the human race”
Voltaire

ARAB READING INDEX 2016 RESULTS



*Empowered lives.
Resilient nations.*



مؤسسة محمد بن راشد آل مكتوم
MOHAMMED BIN RASHID
AL MAKTOUM FOUNDATION



*Empowered lives.
Resilient nations.*



مؤسسة محمد بن راشد آل مكتوم
MOHAMMED BIN RASHID
AL MAKTOUM FOUNDATION

Arab Reading Index has been produced through a partnership between Mohammed Bin Rashid Al Maktoum Foundation (MBRF) and The United Nations Development Programme / Regional Bureau for Arab States (UNDP/RBAS)

Printed at AlGhurair Printing and Publishing, Dubai – United Arab Emirates

on Chlorine – Free paper and using plant-based ink manufactured according to environmentally-friendly technologies.

Cover Design: DU.AD.VENT

Layout and Production: Mariam Itani

Printed in Dubai - United Arab Emirates

The results presented in this publication do not necessarily reflect the views of the Mohammed Bin Rashid Al Maktoum Foundation or the United Nations Development Programme, its Executive Board Members or United Nations Member States. The report is an independent publication, produced by a team of prominent consultants and experts.

Contributors

Core Team

Najoua Fezzaa Ghriss (Main Author), Ahmed Ouzzi (Co-Author), Ali Said Al-Kaabi, Ali Ibrahim, Khaled Al-Wazani, Mohamad Ismail, Motaz Khorshid, Yousry El Gamal, Youssef Sadik

Chief Technical Advisor (UNDP)

Hany Torky

Mohammed Bin Rashid Al Maktoum Foundation (MBRF)

Jamal Bin Huwaireb (Managing Director), Faisal Bujesaim (Executive Director), Saif Al-Mansoori (Corporate Affairs Advisor to Managing Director)

United Nations Development Programme (UNDP)


Sima Bahous (Assistant Secretary-General, Assistant Administrator and Regional Director, Regional Bureau for Arab States 2012 – 2016), Sophie de Caen (Regional Director, a.i.), Khaled Abdel Shafi (Regional Hub Director), Yakup Beris (Regional Programme Coordinator), Alberto Natta (Regional Programme Analyst)

Arab Knowledge Project

Hany Torky (Chief Technical Advisor), Samah Hammoud (Project Analyst), Mariam Itani (Project Researcher), Sirine Saghira (Web Editor, Content Management Analyst), Sara Salame (Research Assistant), Anthony Fakhoury (Research Assistant), Stéphanie Boustany (Research Assistant)

Programme Support

Abusabeeb Elsadig (Results and Resource Management Specialist and Regional Programme Management Support Unit Head), Maya Beydoun (Project Management Specialist), Tarek Abdelhadi (Project Management Consultant)



Population: 39,665,519
 Literacy Rate: 80%
 GDP per capita: \$4,206

Algeria

8,698 Participants

Extent of Reading

54%

Average of Total Reading Hours (annual)

36 hours

Average Number of Books Read (annual)

17 books

Access and Availability

48%

Family

51%

School

58%

Society

36%

Personal Attributes

52%

Skills and Abilities

80%

Motivation

50%

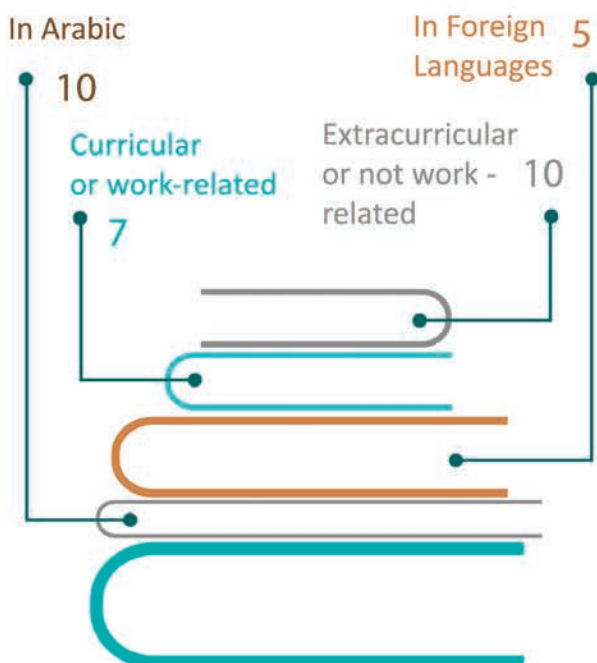
Attitudes

59%

The percentages above are the values computed for the main pillars and sub-pillars of the Index.

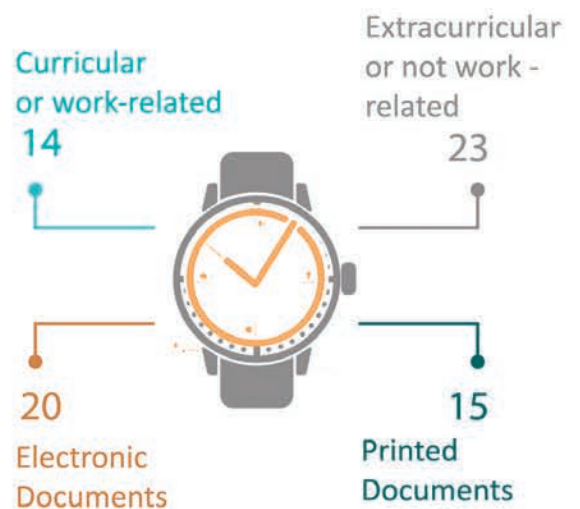
Average Number of Books Read

Average number of books read annually for each category



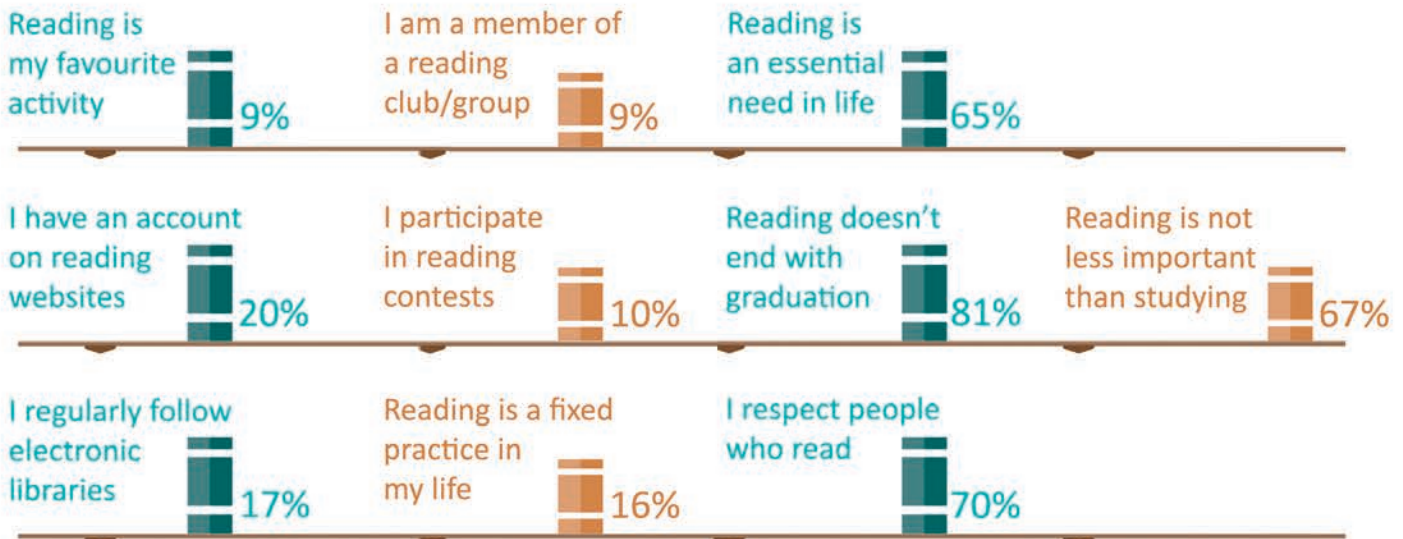
Average of Total Reading Hours

Average number of total reading hours annually for each category

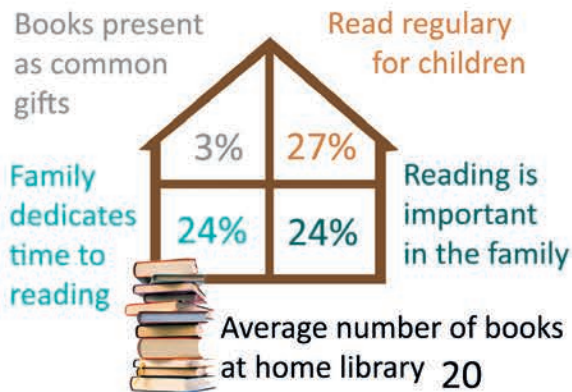


Attitudes


Percentage of participants who agree (or strongly agree) on each of the following statements




Family Environment



School Environment



Reading in the Society: Regular availability for each of the above events



Population: 1,377,237
 Literacy Rate: 96%
 GDP per capita: \$23,396

Bahrain

1,764 Participants

Extent of Reading



Average of Total Reading Hours (annual)



Average Number of Books Read (annual)



Access and Availability



Family



School



Society




Personal Attributes



Skills and Abilities



Motivation



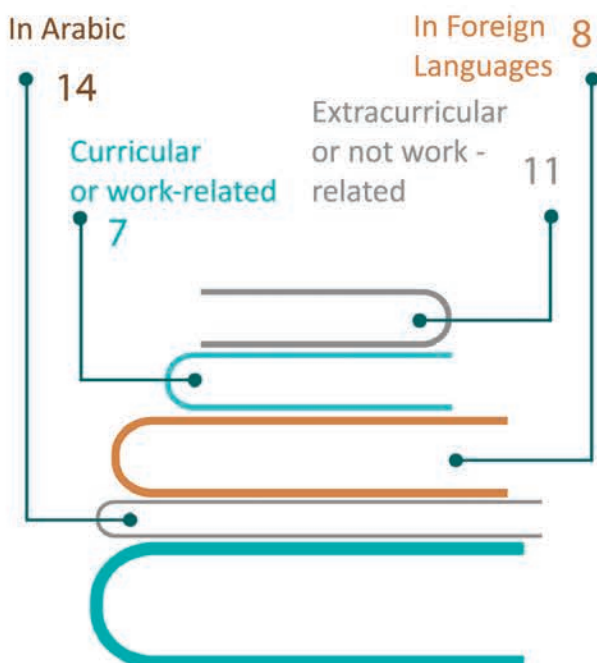
Attitudes



The percentages above are the values computed for the main pillars and sub-pillars of the Index.

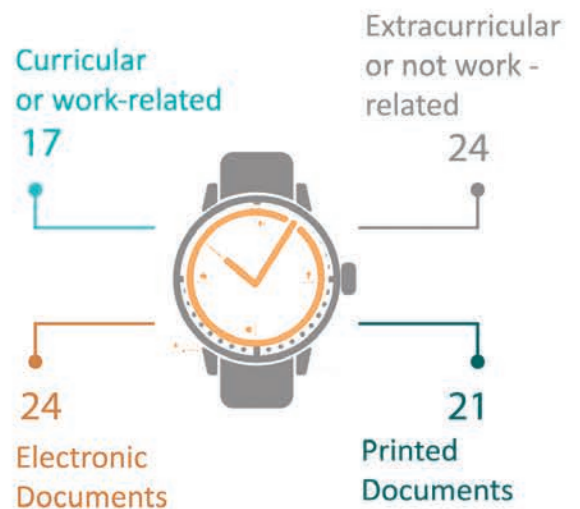
Average Number of Books Read

Average number of books read annually for each category



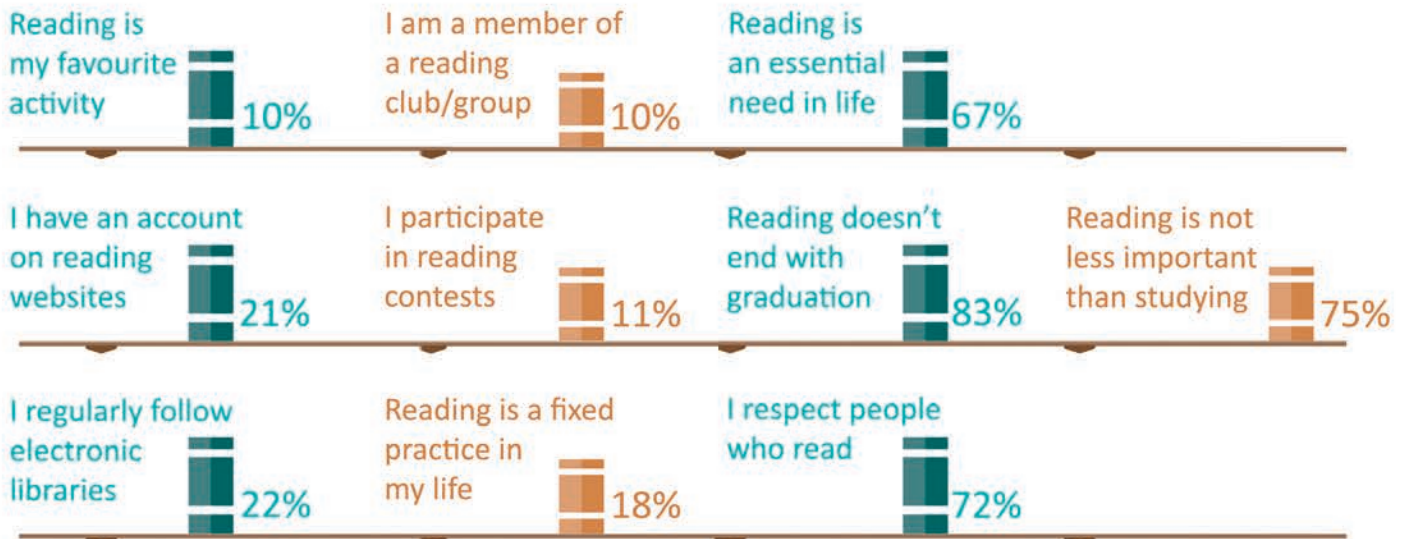
Average of Total Reading Hours

Average number of total reading hours annually for each category

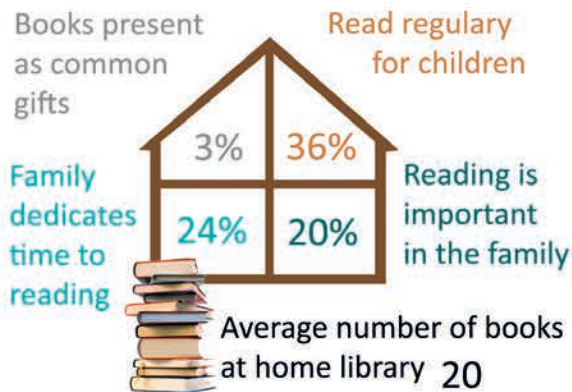


Attitudes

Percentage of participants who agree (or strongly agree) on each of the following statements



Family Environment



School Environment



Reading in the Society: Regular availability for each of the above events



Population: 788,474
 Literacy Rate: 78%
 GDP per capita: \$810

Comoros

302 Participants

Extent of Reading

7%

Average of Total Reading Hours (annual)

9 hours

Average Number of Books Read (annual)

4 books

Access and Availability

7%

Family

7%

School

9%

Society

6%

Personal Attributes

10%

Skills and Abilities

78%

Motivation

8%

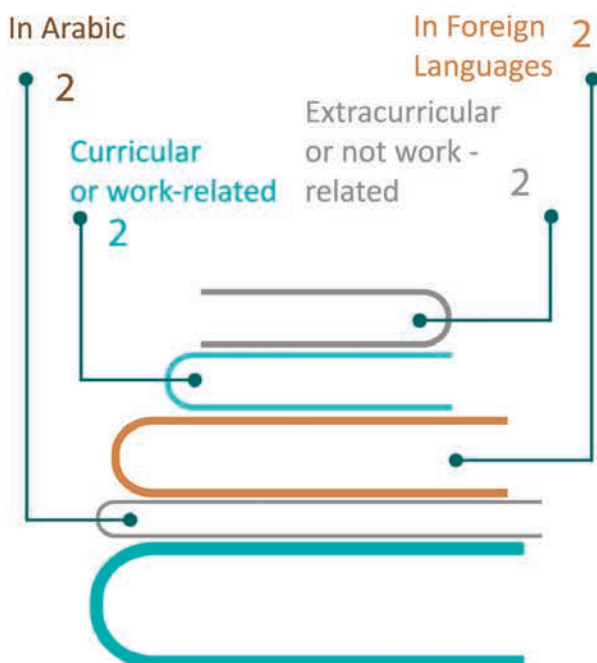
Attitudes

12%

The percentages above are the values computed for the main pillars and sub-pillars of the Index.

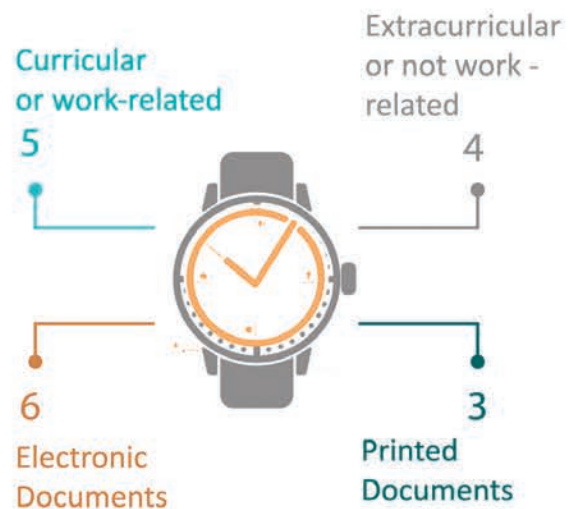
Average Number of Books Read

Average number of books read annually for each category



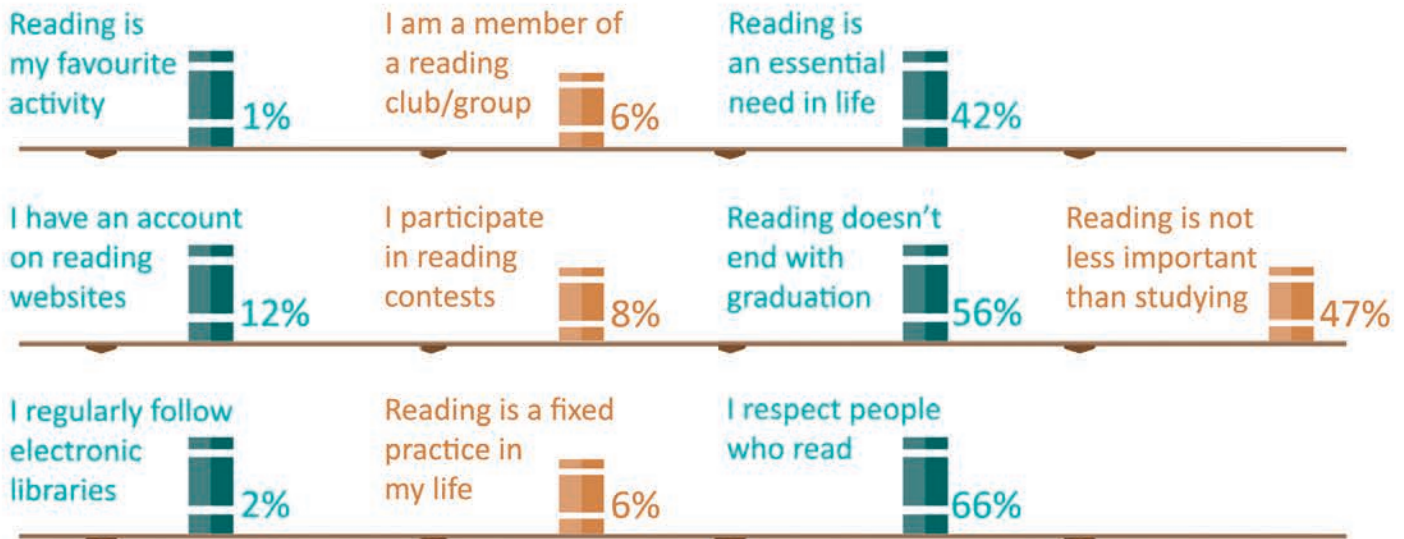
Average of Total Reading Hours

Average number of total reading hours annually for each category




Attitudes

Percentage of participants who agree (or strongly agree) on each of the following statements



Family Environment



School Environment



Reading in the Society: Regular availability for each of the above events



Population: 887,861
Literacy Rate: 46%
GDP per capita: \$1,814

Djibouti

257 Participants

Extent of Reading



Average of Total Reading Hours (annual)



Average Number of Books Read (annual)



Access and Availability



Family



School



Society



Personal Attributes



Skills and Abilities



Motivation



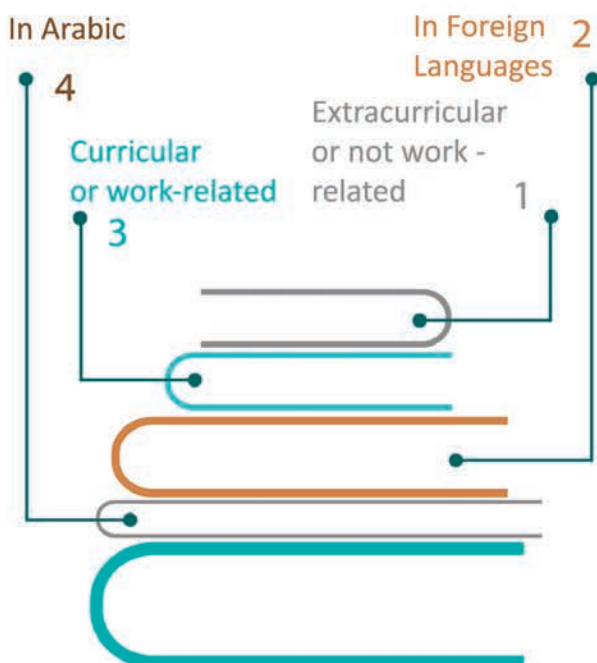
Attitudes



The percentages above are the values computed for the main pillars and sub-pillars of the Index.

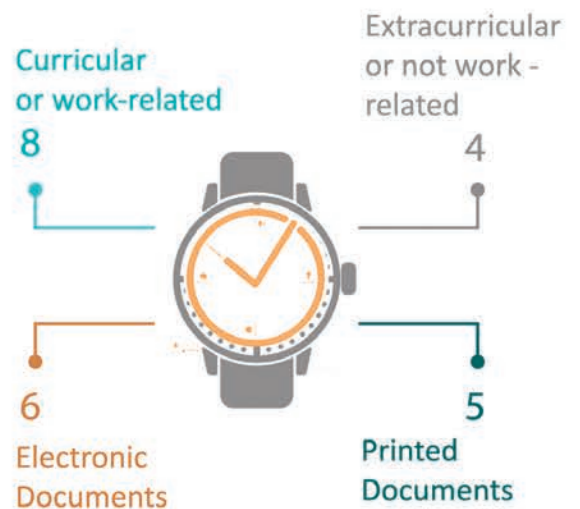
Average Number of Books Read

Average number of books read annually for each category



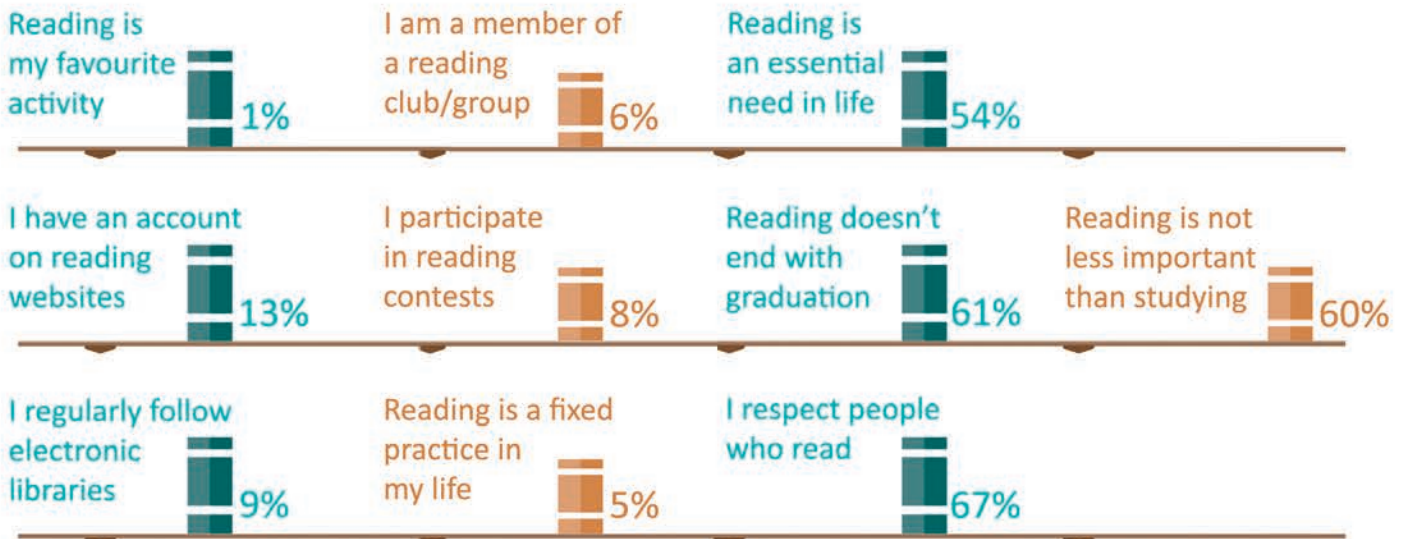
Average of Total Reading Hours

Average number of total reading hours annually for each category

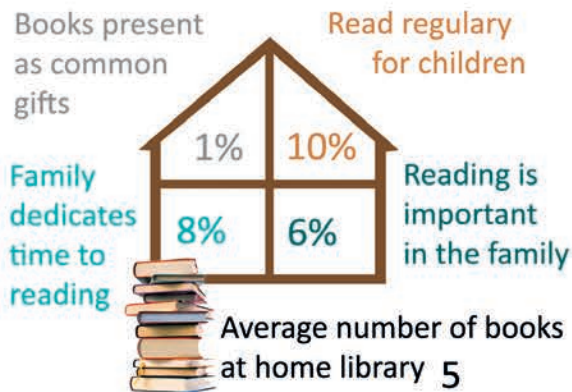


Attitudes

Percentage of participants who agree (or strongly agree) on each of the following statements




Family Environment



School Environment



Reading in the Society: Regular availability for each of the above events



Population: 91,508,084
Literacy Rate: 76%
GDP per capita: \$3,615

Egypt

52,720 Participants

Extent of Reading



Average of Total Reading Hours (annual)



Average Number of Books Read (annual)



Access and Availability



Family



School



Society



Personal Attributes



Skills and Abilities



Motivation



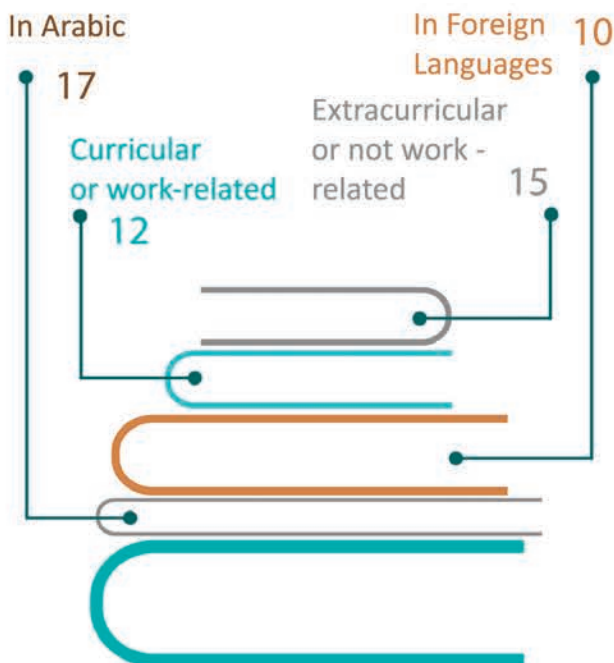
Attitudes



The percentages above are the values computed for the main pillars and sub-pillars of the Index.

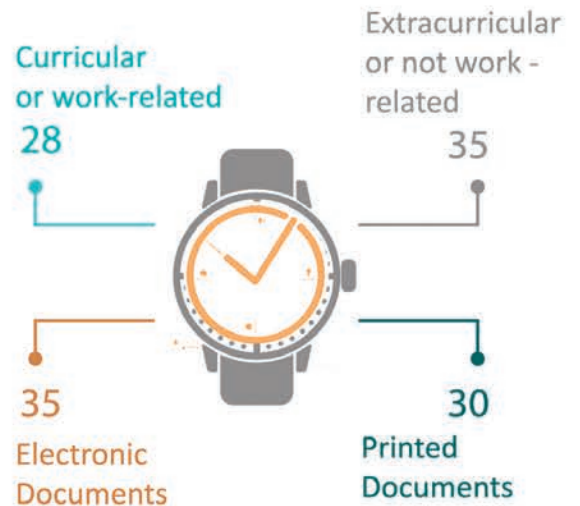
Average Number of Books Read

Average number of books read annually for each category




Average of Total Reading Hours

Average number of total reading hours annually for each category

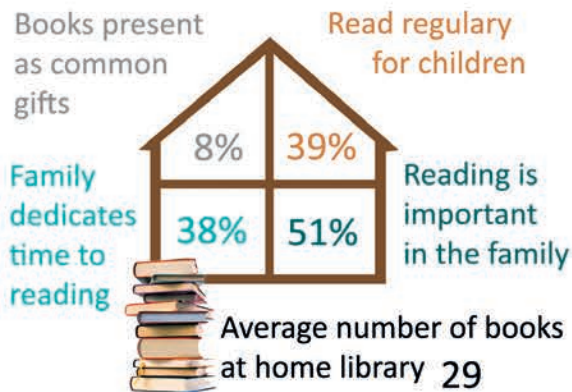


Attitudes

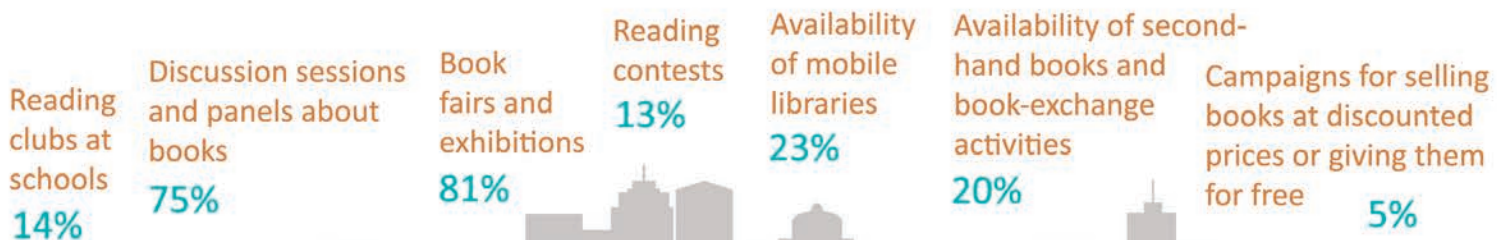
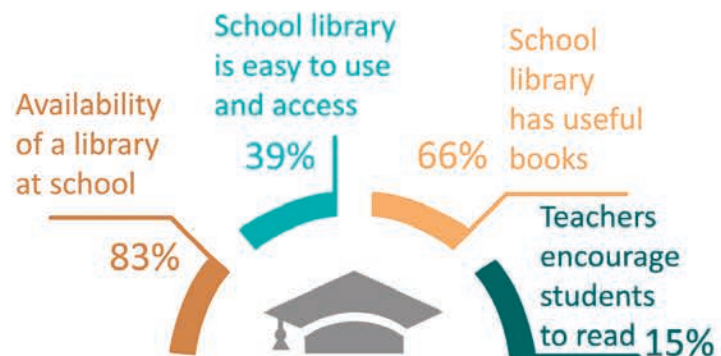
Percentage of participants who agree (or strongly agree) on each of the following statements




Family Environment



School Environment



Reading in the Society: Regular availability for each of the above events



Population: 36,423,395
 Literacy Rate: 80%
 GDP per capita: \$4,629

Iraq

6,438 Participants

Extent of Reading

40%

Average of Total Reading Hours (annual)

27 hours

Average Number of Books Read (annual)

14 books

Access and Availability

30%

Family

23%

School

39%

Society

28%

Personal Attributes

37%

Skills and Abilities

80%

Motivation

43%

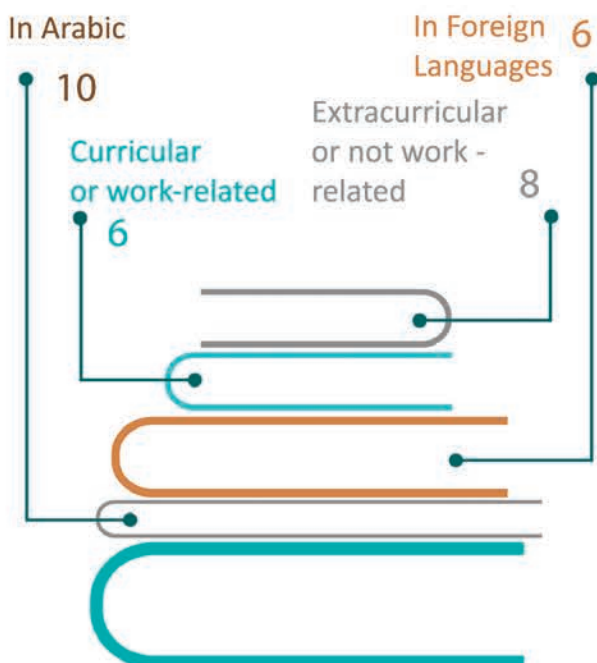
Attitudes

43%

The percentages above are the values computed for the main pillars and sub-pillars of the Index.

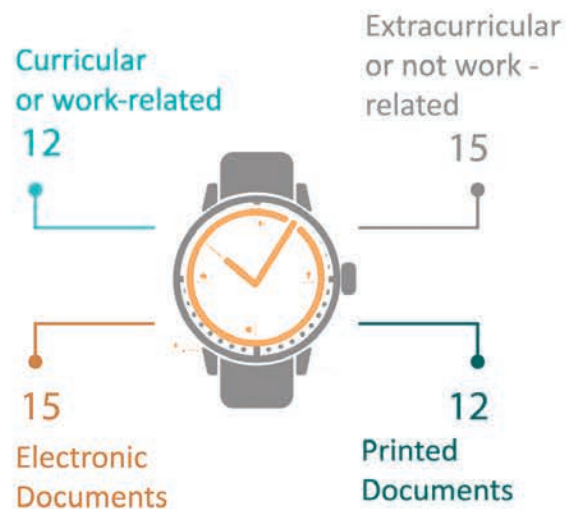
Average Number of Books Read

Average number of books read annually for each category



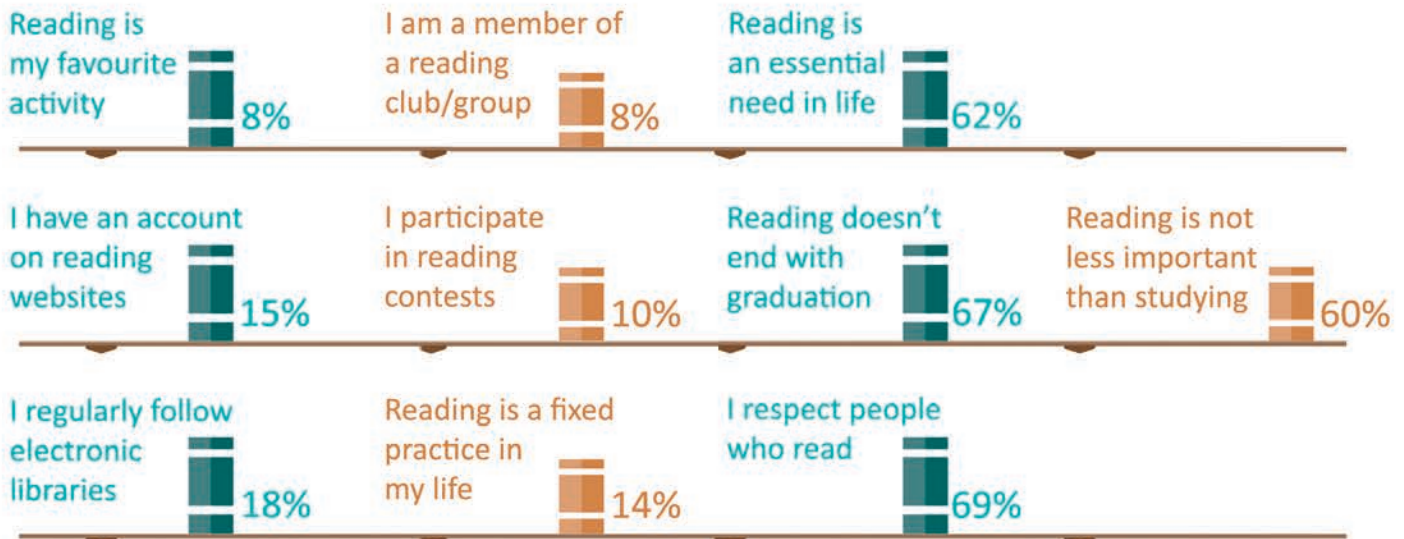
Average of Total Reading Hours

Average number of total reading hours annually for each category

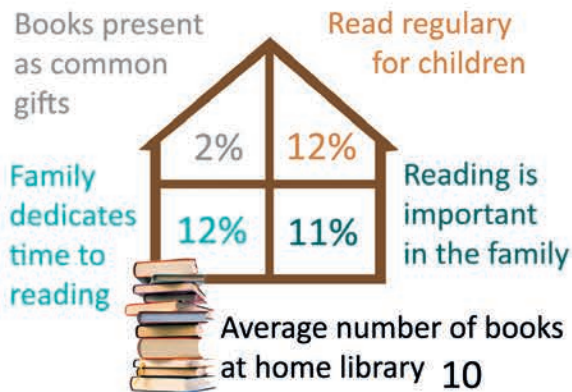


Attitudes


Percentage of participants who agree (or strongly agree) on each of the following statements



Family Environment



School Environment



Reading in the Society: Regular availability for each of the above events



Population: 7,594,547
 Literacy Rate: 98%
 GDP per capita: \$4,940

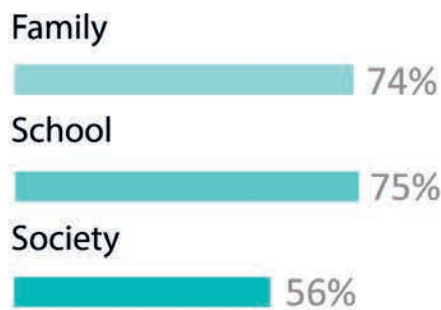
Jordan

16,095 Participants

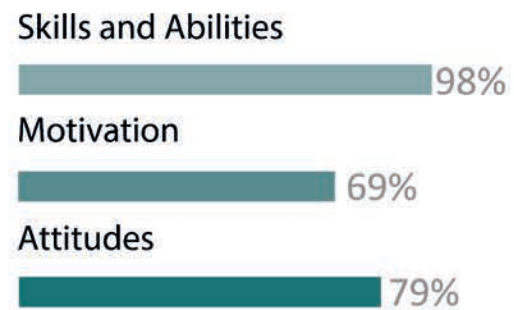
Extent of Reading



Access and Availability



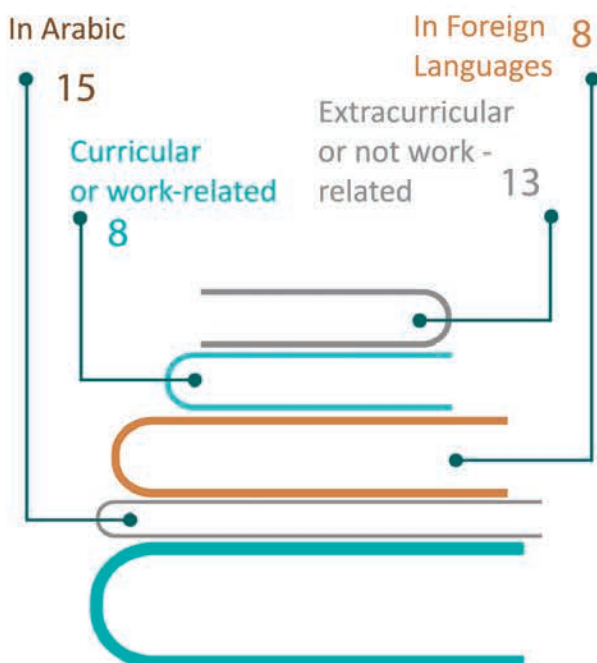
Personal Attributes



The percentages above are the values computed for the main pillars and sub-pillars of the Index.

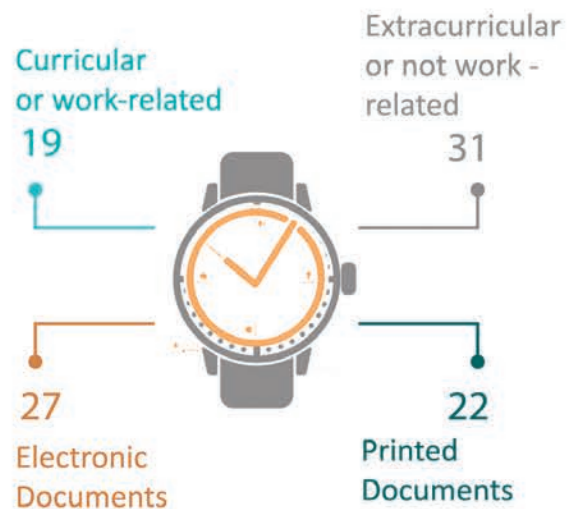
Average Number of Books Read

Average number of books read annually for each category



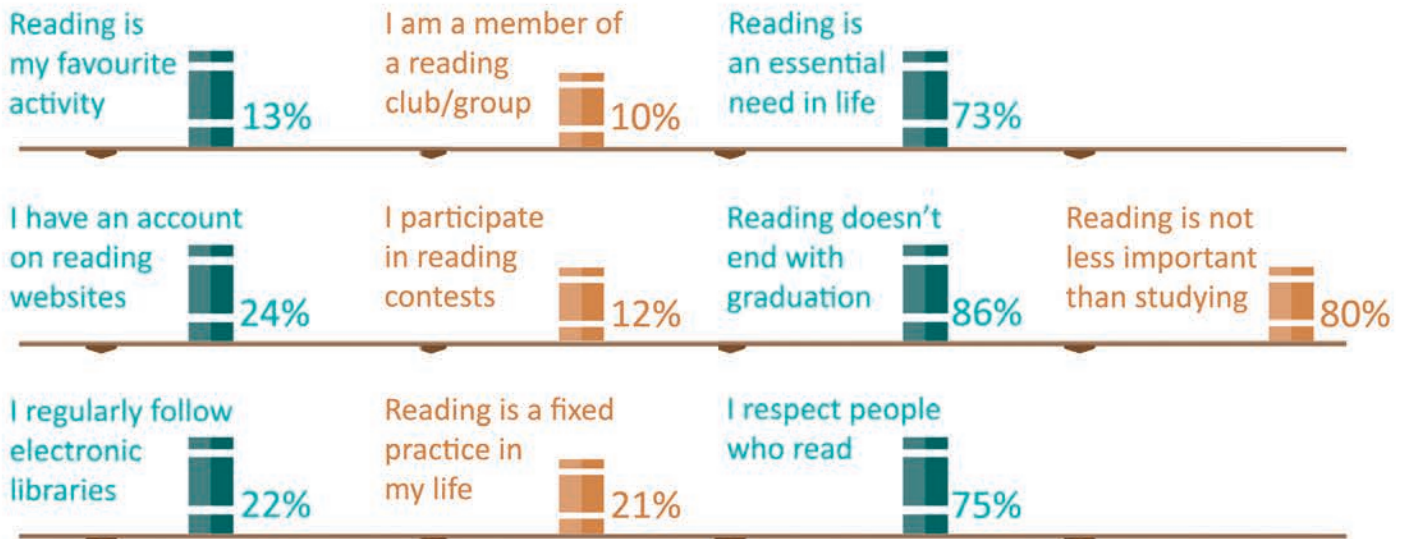
Average of Total Reading Hours

Average number of total reading hours annually for each category

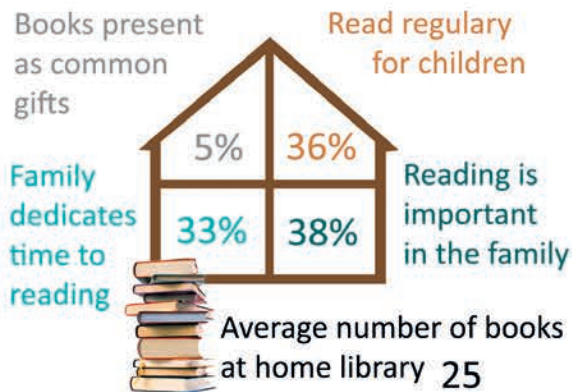


Attitudes

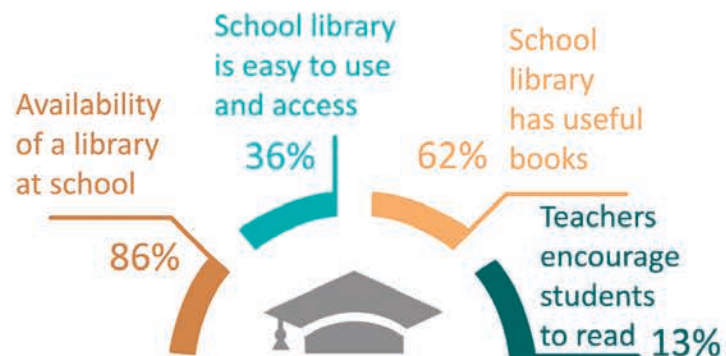
Percentage of participants who agree (or strongly agree) on each of the following statements



Family Environment



School Environment



Reading in the Society: Regular availability for each of the above events



Population: 3,892,115
Literacy Rate: 96%
GDP per capita: \$28,985

Kuwait

1,121 Participants

Extent of Reading

46%

Average of Total Reading Hours (annual)

32 hours

Average Number of Books Read (annual)

15 books

Access and Availability

40%

Family

36%

School

56%

Society

28%

Personal Attributes

45%

Skills and Abilities

96%

Motivation

47%

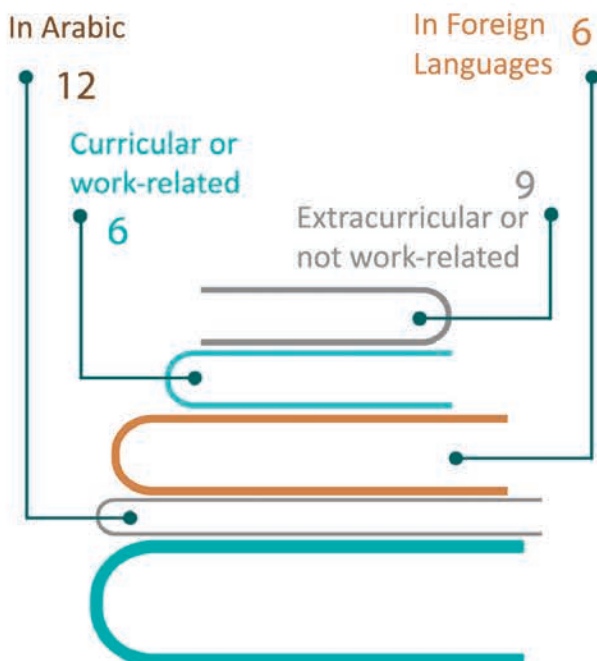
Attitudes

52%

The percentages above are the values computed for the main pillars and sub-pillars of the Index.

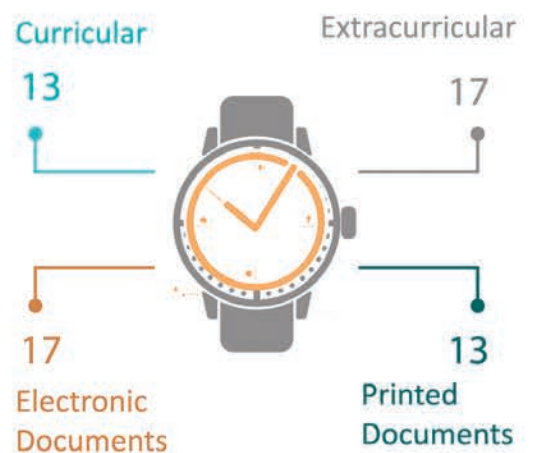
Average Number of Books Read

Average number of books read annually for each category



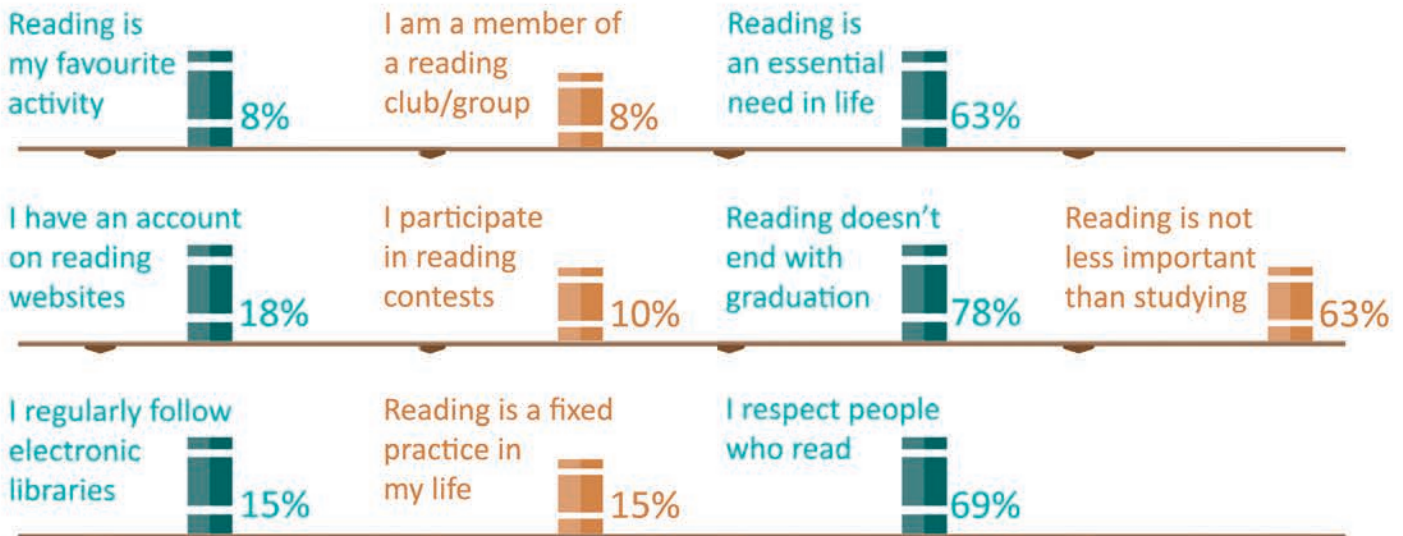
Average of Total Reading Hours

Average number of total reading hours annually for each category

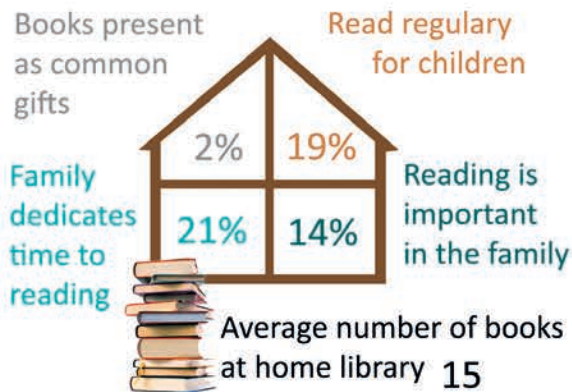


Attitudes


Percentage of participants who agree (or strongly agree) on each of the following statements




Family Environment



School Environment



Reading in the Society: Regular availability for each of the above events



Population: 5,850,743
Literacy Rate: 94%
GDP per capita: \$8,051

Lebanon

17,561 Participants

Extent of Reading



Average of Total Reading Hours (annual)



Average Number of Books Read (annual)



Access and Availability



Family



School



Society



Personal Attributes



Skills and Abilities



Motivation



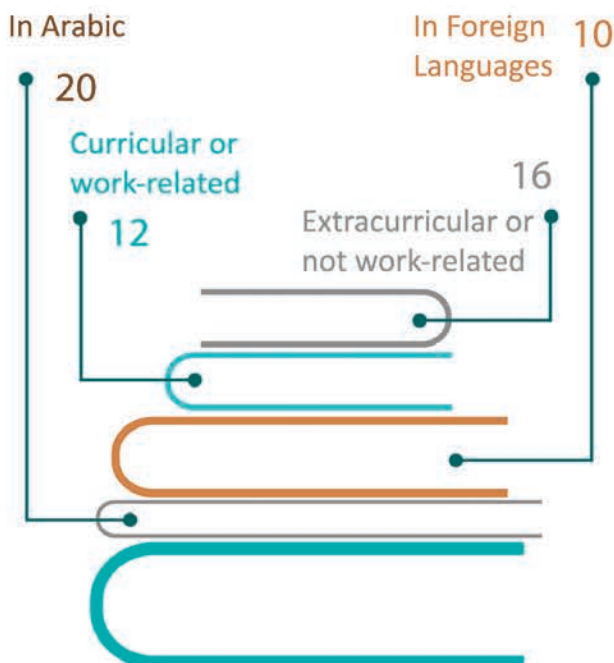
Attitudes



The percentages above are the values computed for the main pillars and sub-pillars of the Index.

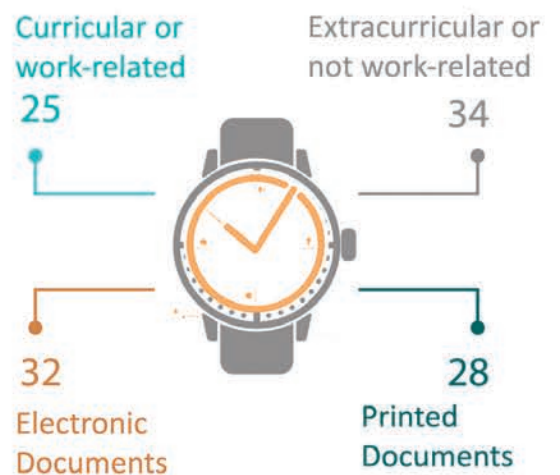
Average Number of Books Read

Average number of books read annually for each category




Average of Total Reading Hours

Average number of total reading hours annually for each category

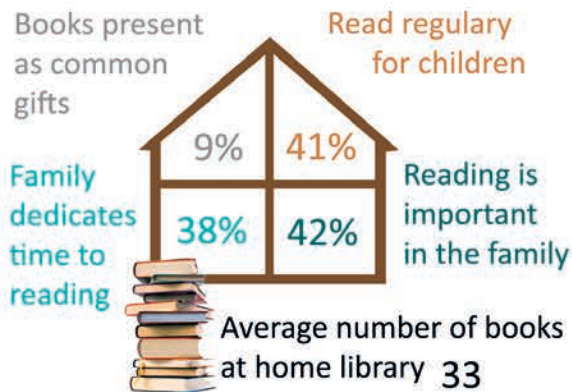


Attitudes

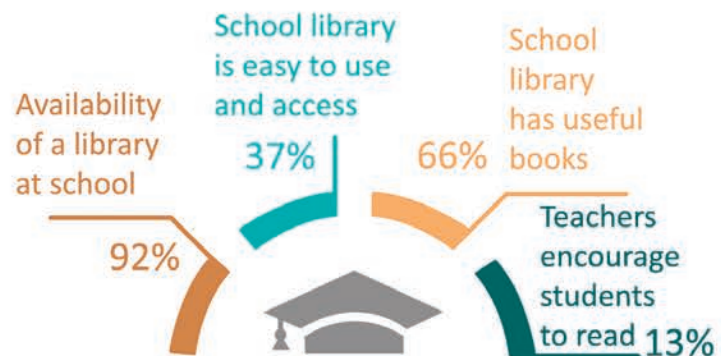
Percentage of participants who agree (or strongly agree) on each of the following statements




Family Environment



School Environment



Reading in the Society: Regular availability for each of the above events



Population: 6,278,438
Literacy Rate: 91%
GDP per capita: \$4,643

Libya

751 Participants

Extent of Reading

26%

Average of Total Reading Hours (annual)

18 hours

Average Number of Books Read (annual)

10 books

Access and Availability

13%

Family

13%

School

16%

Society

10%

Personal Attributes

29%

Skills and Abilities

91%

Motivation

33%

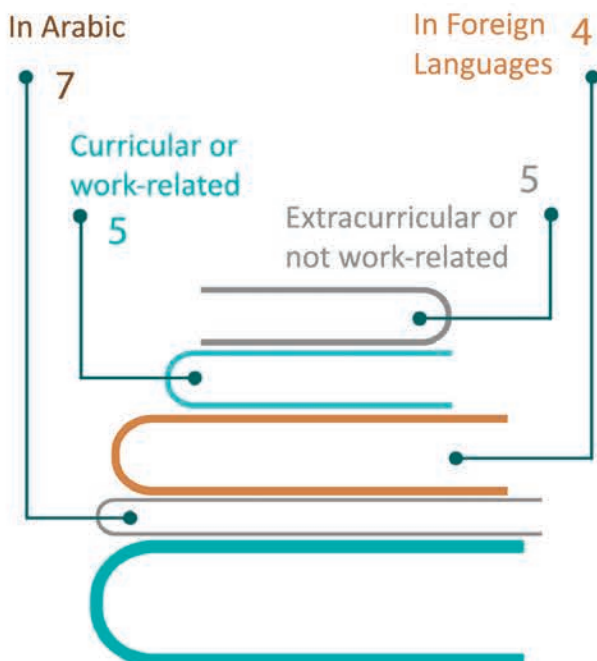
Attitudes

35%

The percentages above are the values computed for the main pillars and sub-pillars of the Index.

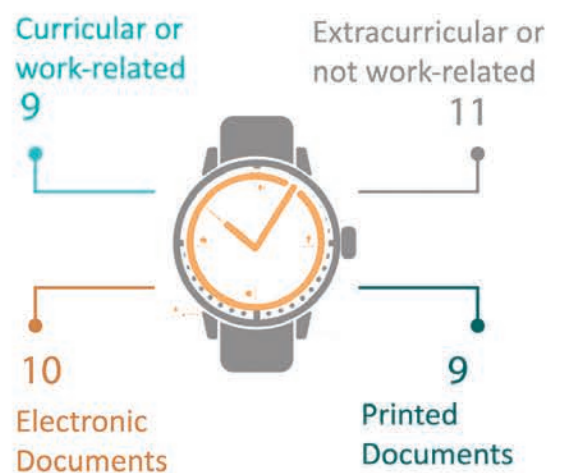
Average Number of Books Read

Average number of books read annually for each category



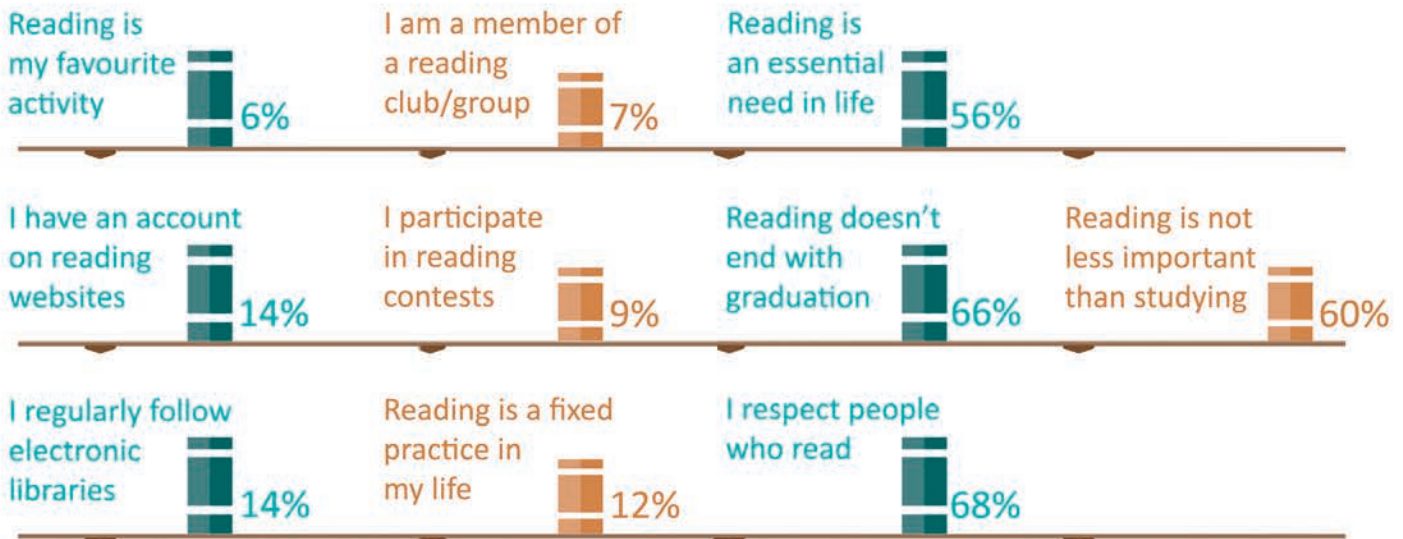
Average of Total Reading Hours

Average number of total reading hours annually for each category

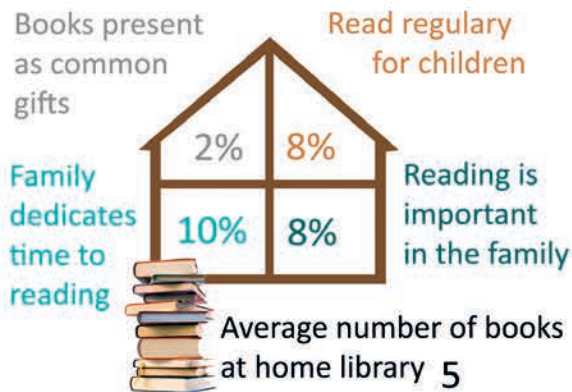


Attitudes

Percentage of participants who agree (or strongly agree) on each of the following statements



Family Environment



School Environment



Reading in the Society: Regular availability for each of the above events



Population: 4,067,564
Literacy Rate: 52%
GDP per capita: \$1,371

Mauritania

270 Participants

Extent of Reading

17%

Average of Total Reading Hours (annual)

12 hours

Average Number of Books Read (annual)

8 books

Access and Availability

15%

Family

13%

School

20%

Society

11%

Personal Attributes

25%

Skills and Abilities

52%

Motivation

28%

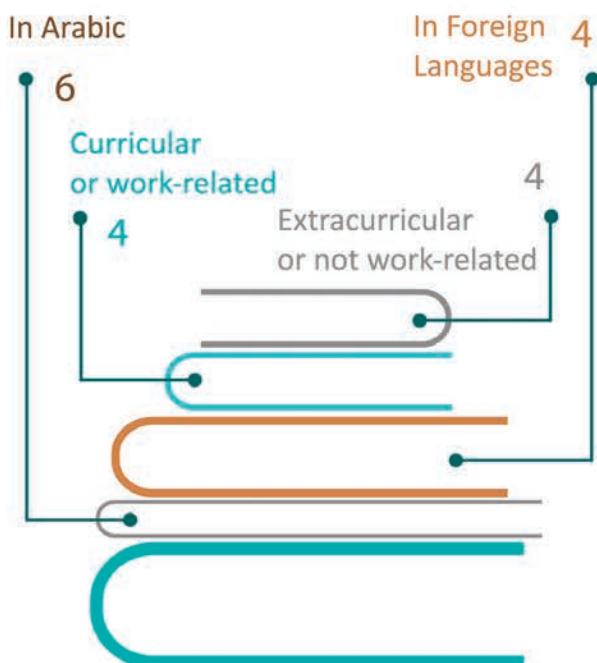
Attitudes

28%

The percentages above are the values computed for the main pillars and sub-pillars of the Index.

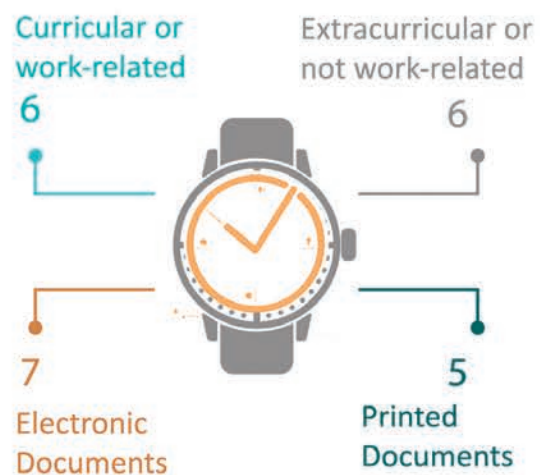
Average Number of Books Read

Average number of books read annually for each category



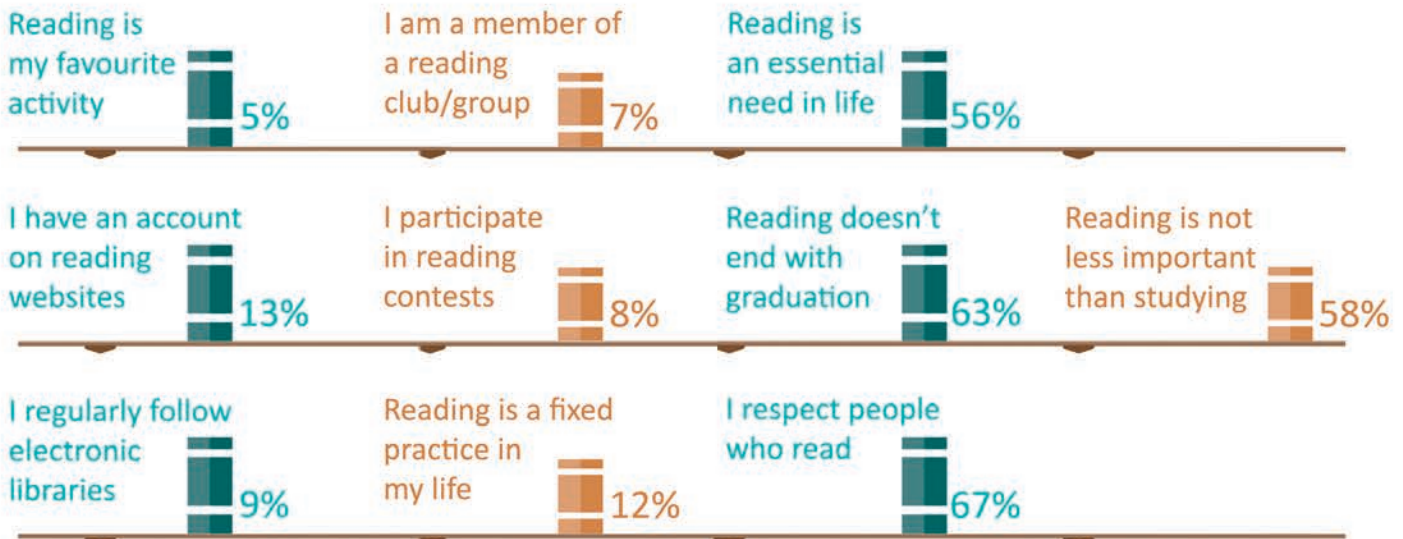
Average of Total Reading Hours

Average number of total reading hours annually for each category




Attitudes

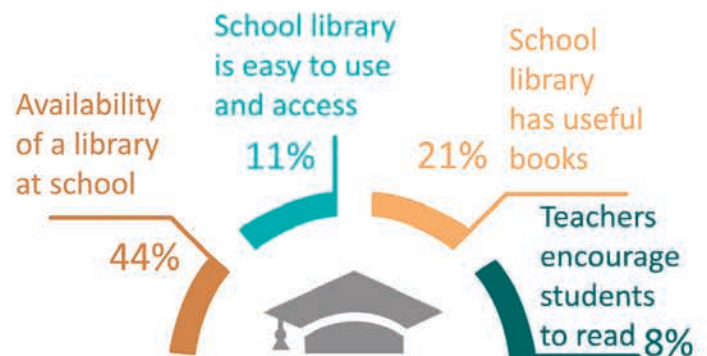
Percentage of participants who agree (or strongly agree) on each of the following statements



Family Environment



School Environment



Reading in the Society: Regular availability for each of the above events

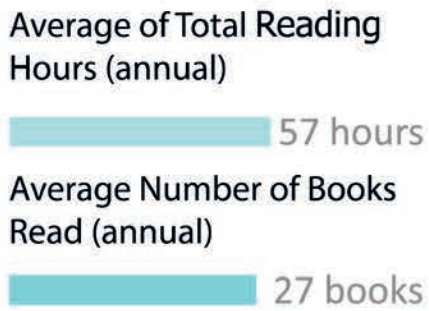


Population: 34,377,511
Literacy Rate: 72%
GDP per capita: \$2,872

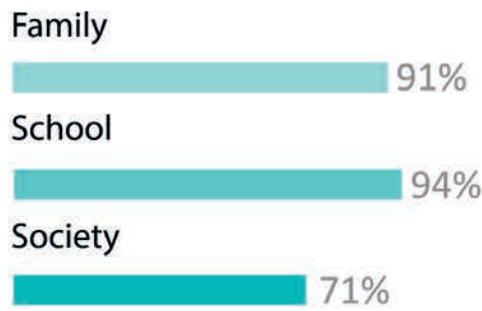
Morocco

10,393 Participants

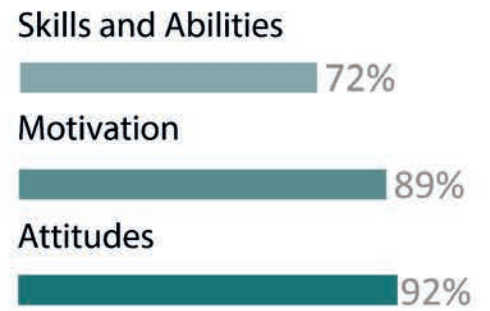
Extent of Reading



Access and Availability



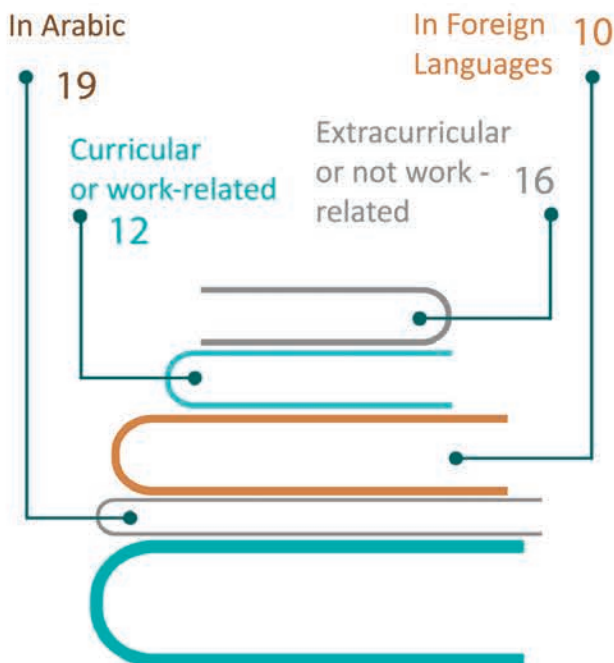
Personal Attributes



The percentages above are the values computed for the main pillars and sub-pillars of the Index.

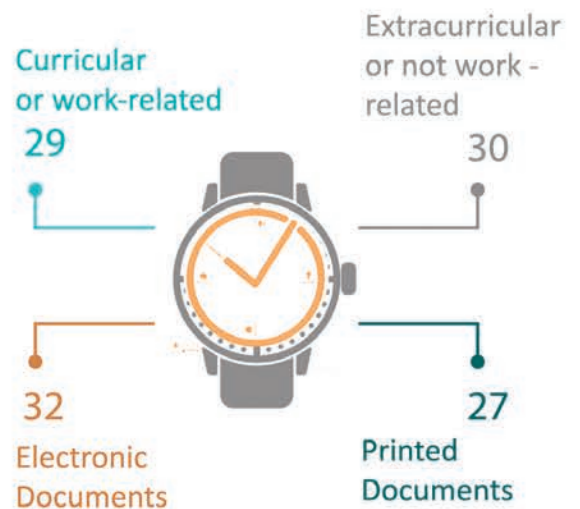
Average Number of Books Read

Average number of books read annually for each category



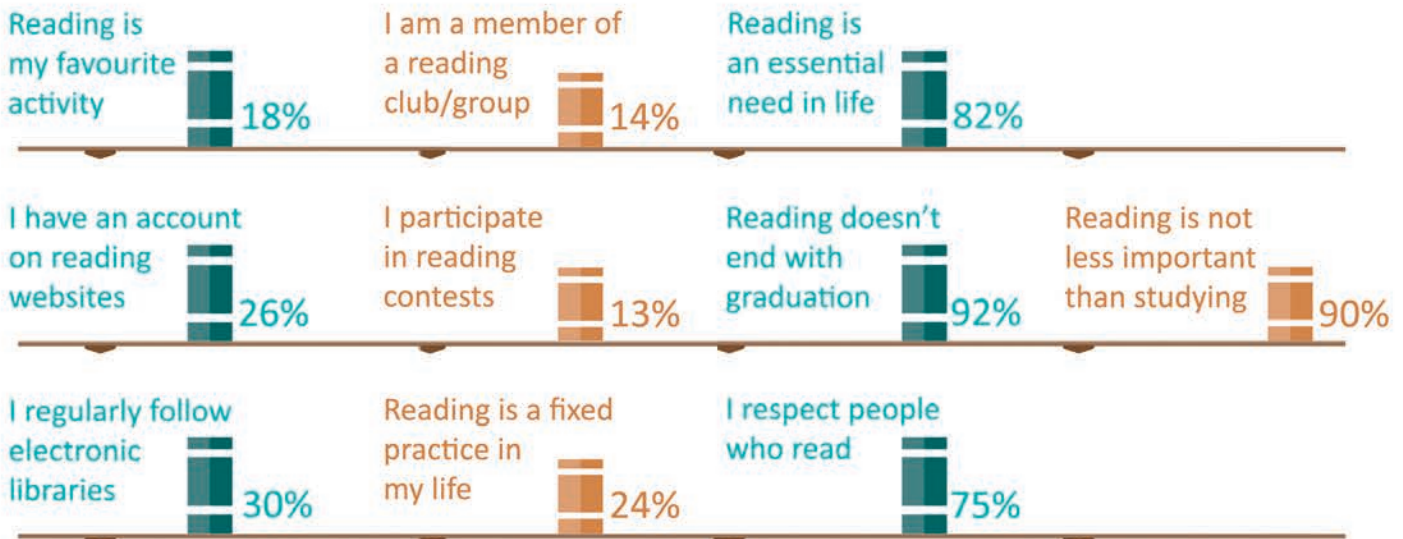
Average of Total Reading Hours

Average number of total reading hours annually for each category

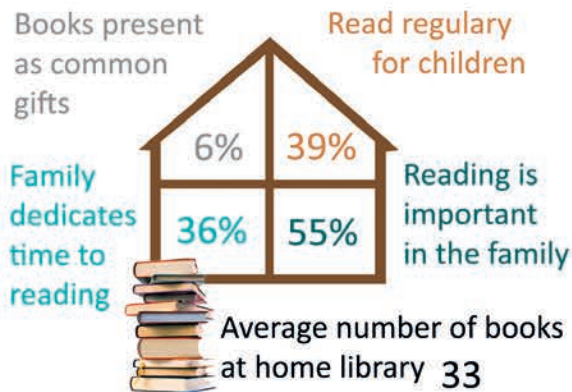


Attitudes


Percentage of participants who agree (or strongly agree) on each of the following statements




Family Environment



School Environment



Reading in the Society: Regular availability for each of the above events



Population: 4,490,541
Literacy Rate: 94%
GDP per capita: \$15,645

Oman

2,005 Participants

Extent of Reading



Average of Total Reading Hours (annual)



Average Number of Books Read (annual)



Access and Availability



Family



School




Society



Personal Attributes



Skills and Abilities



Motivation



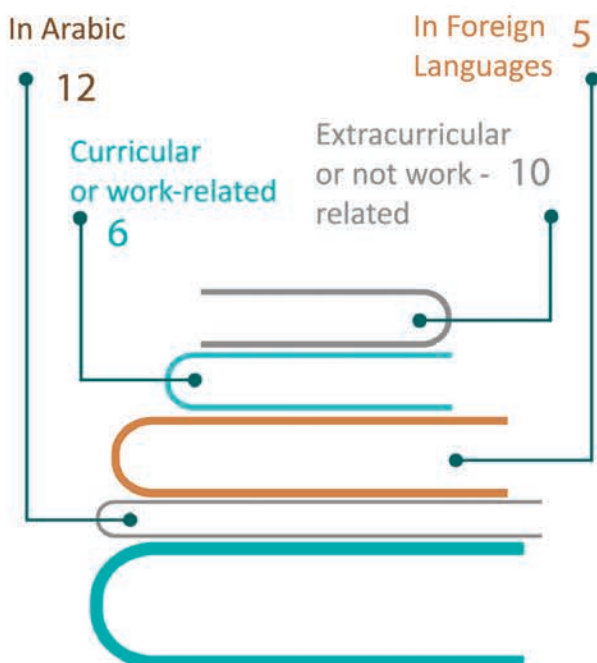
Attitudes



The percentages above are the values computed for the main pillars and sub-pillars of the Index.

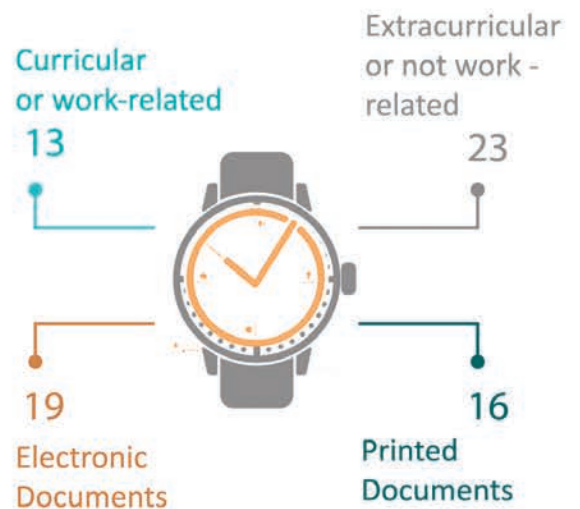
Average Number of Books Read

Average number of books read annually for each category



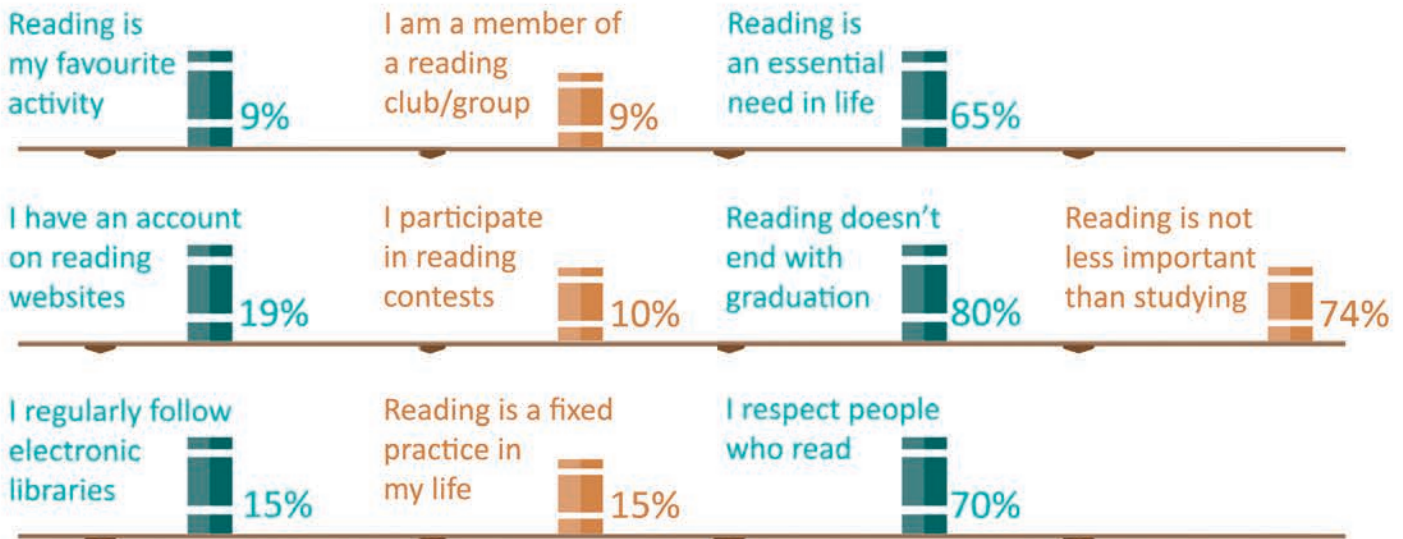
Average of Total Reading Hours

Average number of total reading hours annually for each category

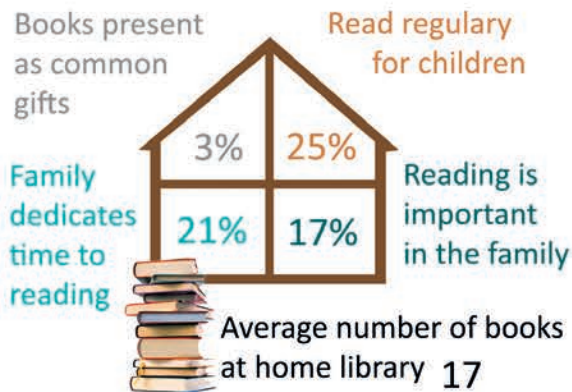


Attitudes

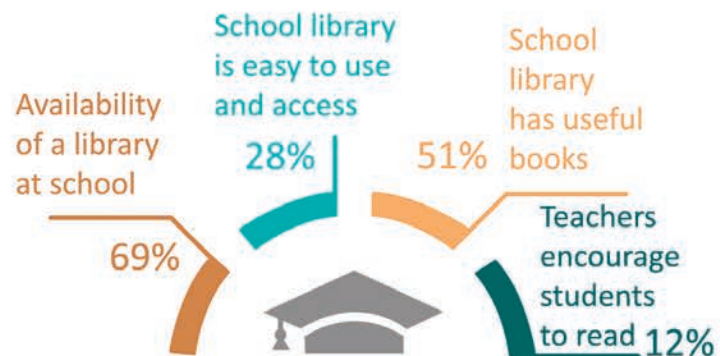
Percentage of participants who agree (or strongly agree) on each of the following statements




Family Environment



School Environment



Reading in the Society: Regular availability for each of the above events



Population: 4,422,143
Literacy Rate: 97%
GDP per capita: \$2,867

Palestine

2,805 Participants

Extent of Reading



Average of Total Reading Hours (annual)



Average Number of Books Read (annual)



Access and Availability



Family



School



Society




Personal Attributes



Skills and Abilities



Motivation



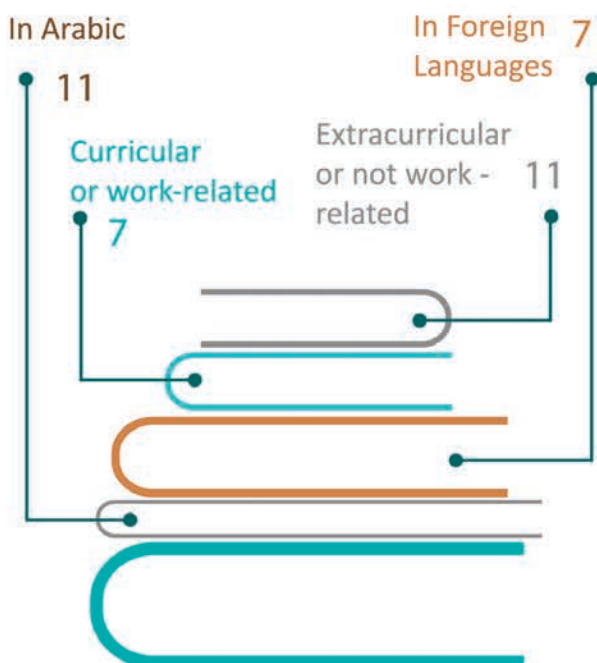
Attitudes



The percentages above are the values computed for the main pillars and sub-pillars of the Index.

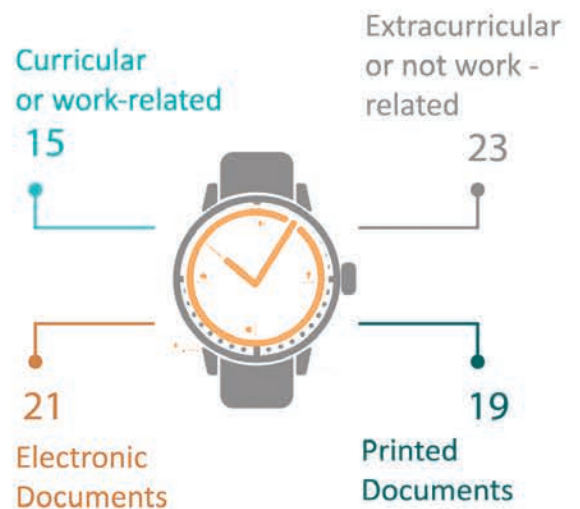
Average Number of Books Read

Average number of books read annually for each category



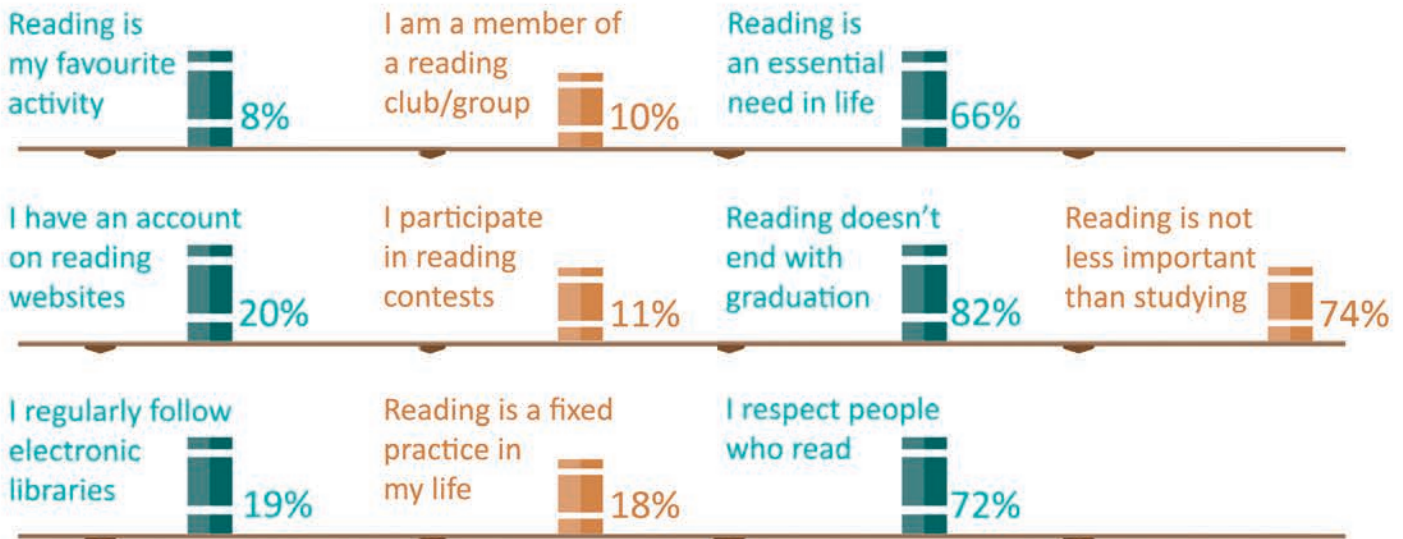
Average of Total Reading Hours

Average number of total reading hours annually for each category

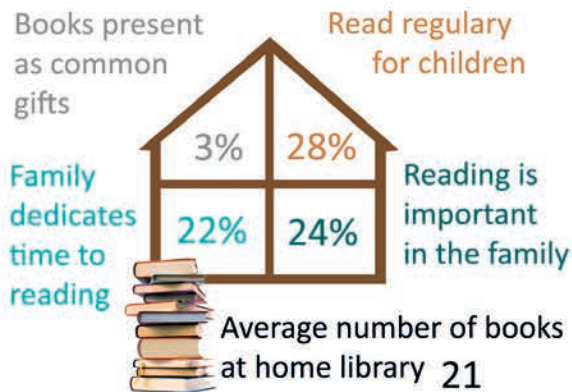


Attitudes

Percentage of participants who agree (or strongly agree) on each of the following statements



Family Environment



School Environment



Reading in the Society: Regular availability for each of the above events



Population: 2,235,355
Literacy Rate: 98%
GDP per capita: \$74,667

Qatar

1,552 Participants

Extent of Reading



Average of Total Reading Hours (annual)



Average Number of Books Read (annual)



Access and Availability



Family



School



Society



Personal Attributes



Skills and Abilities



Motivation



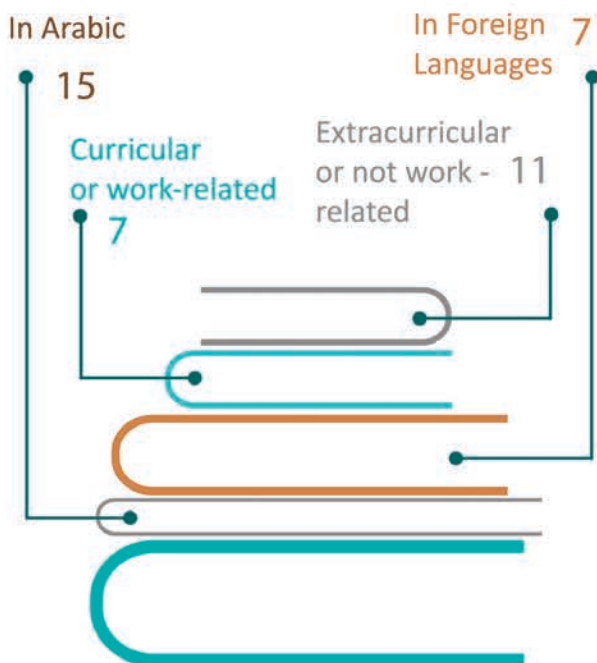
Attitudes



The percentages above are the values computed for the main pillars and sub-pillars of the Index.

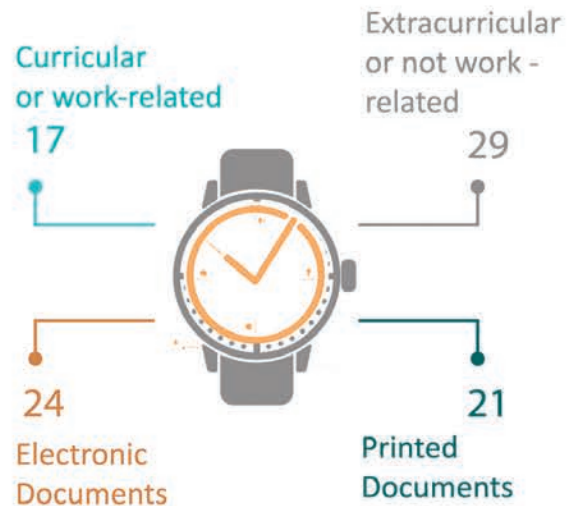
Average Number of Books Read

Average number of books read annually for each category



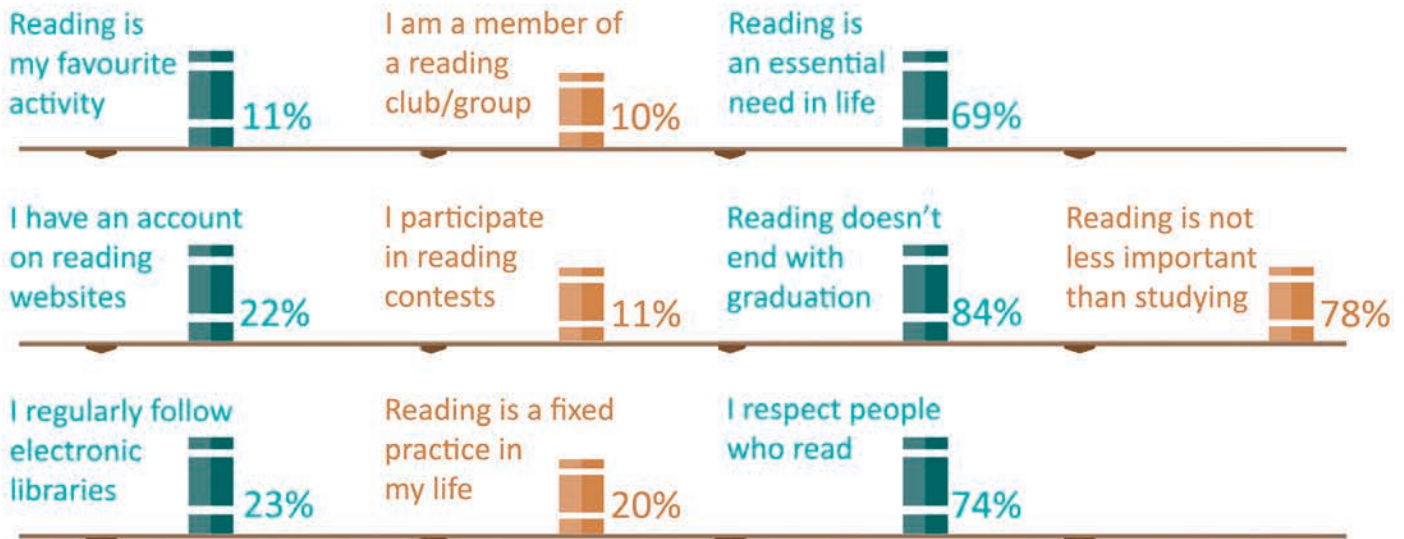
Average of Total Reading Hours

Average number of total reading hours annually for each category

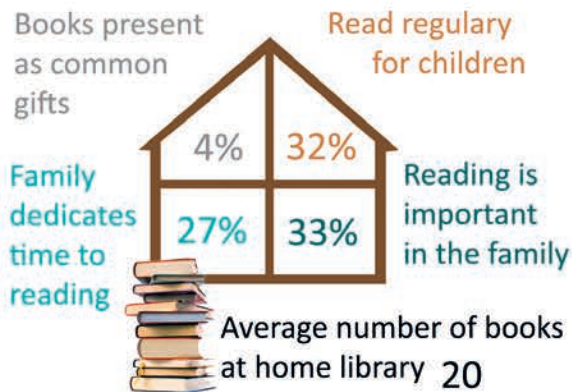


Attitudes

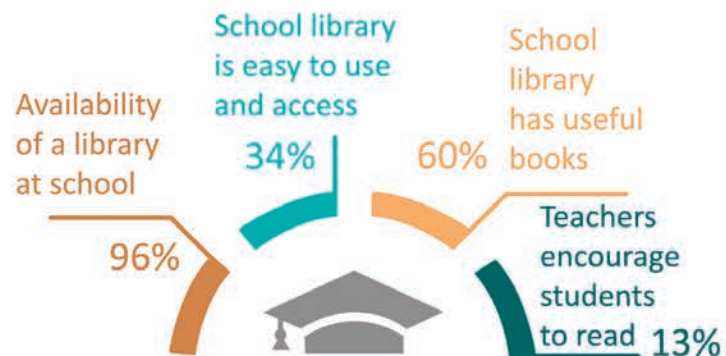
Percentage of participants who agree (or strongly agree) on each of the following statements



Family Environment



School Environment



Reading in the Society: Regular availability for each of the above events



Population: 31,540,372
Literacy Rate: 95%
GDP per capita: \$20,482

Saudi Arabia

3,921 Participants

Extent of Reading



Average of Total Reading Hours (annual)



Average Number of Books Read (annual)



Access and Availability



Family



School



Society



Personal Attributes



Skills and Abilities



Motivation



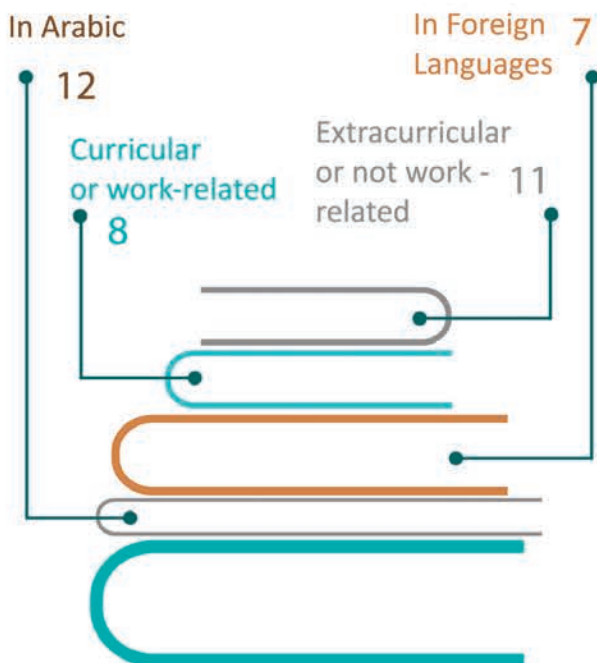
Attitudes



The percentages above are the values computed for the main pillars and sub-pillars of the Index.

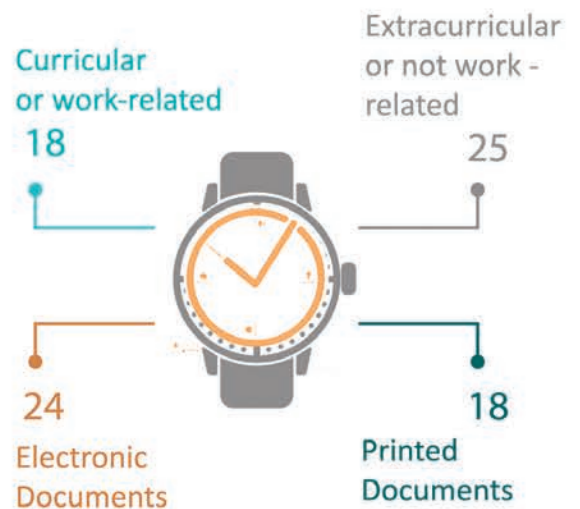
Average Number of Books Read

Average number of books read annually for each category



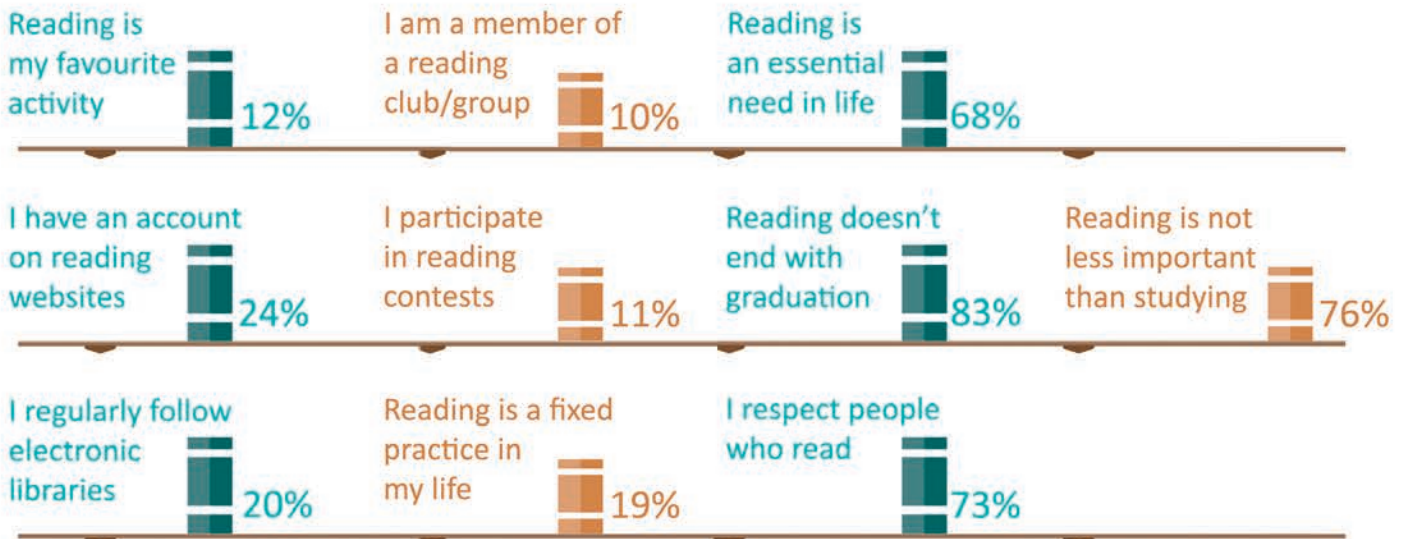
Average of Total Reading Hours

Average number of total reading hours annually for each category

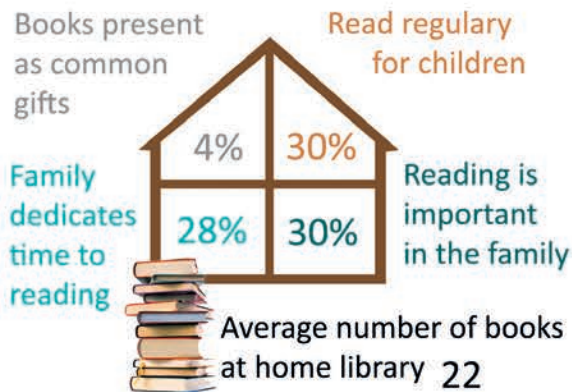


Attitudes

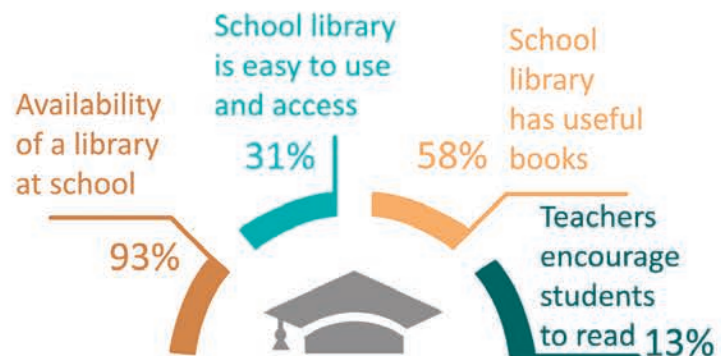
Percentage of participants who agree (or strongly agree) on each of the following statements




Family Environment



School Environment



Reading in the Society: Regular availability for each of the above events



Population: 10,787,104

Literacy Rate: --

GDP per capita: \$552

Somalia

245 Participants

Extent of Reading

1%

Average of Total Reading Hours (annual)

8 hours

Average Number of Books Read (annual)

2 books

Access and Availability

4%

Family

1%

School

7%

Society

2%

Personal Attributes

6%

Skills

--

Motivation

6%

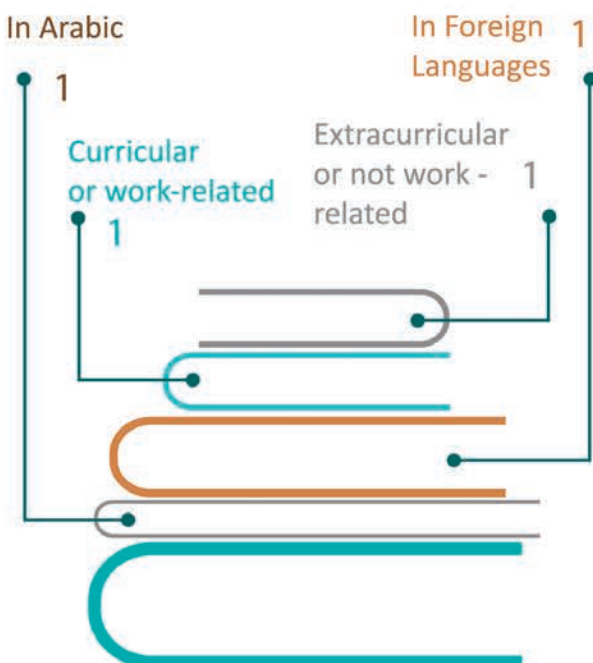
Attitudes

7%

The percentages above are the values computed for the main pillars and sub-pillars of the Index.

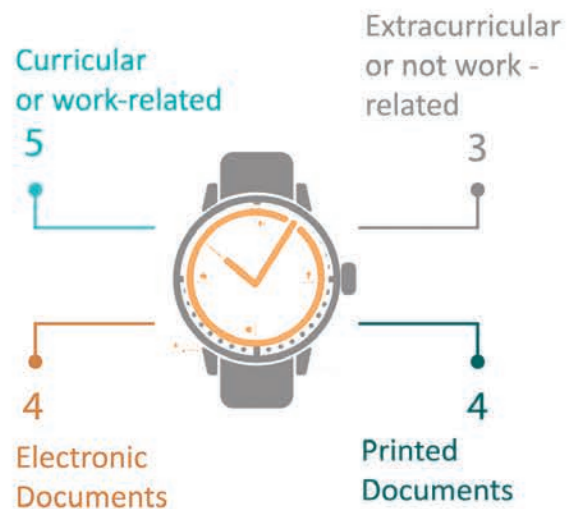
Average Number of Books Read

Average number of books read annually for each category



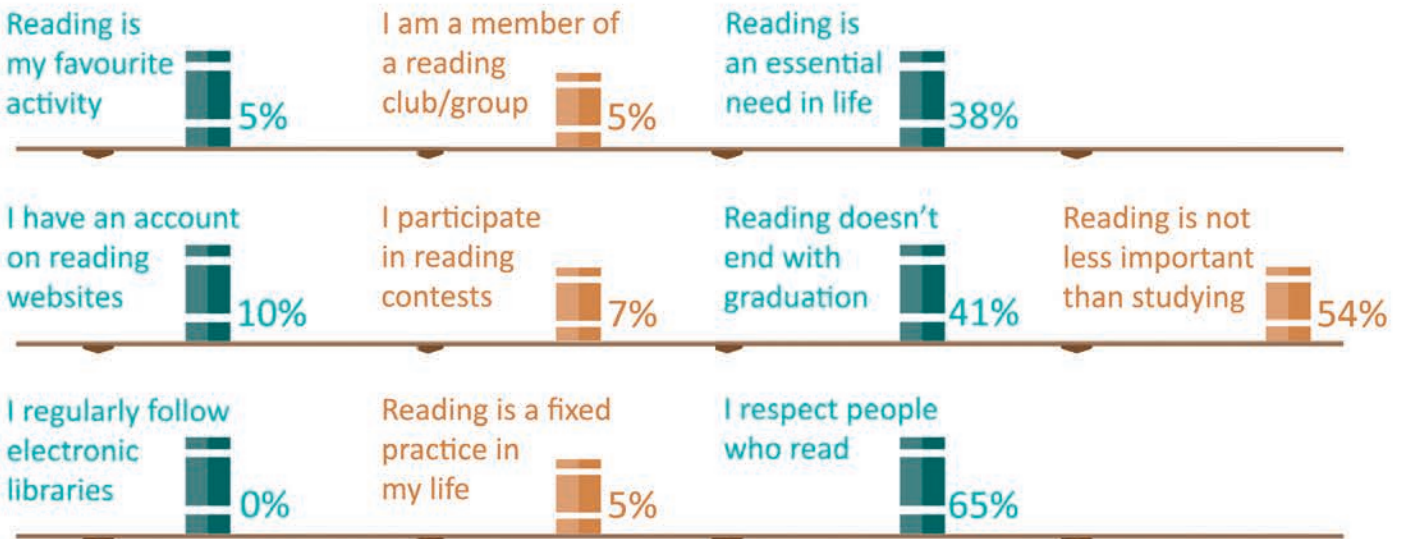
Average of Total Reading Hours

Average number of total reading hours annually for each category




Attitudes

Percentage of participants who agree (or strongly agree) on each of the following statements




Family Environment



School Environment



Reading in the Society: Regular availability for each of the above events



Population: 40,234,882

Literacy Rate: 59%

GDP per capita: \$2,089

Sudan

2,695

 Participants

Extent of Reading

46%

Average of Total Reading Hours (annual)

33 hours

Average Number of Books Read (annual)

14 books

Access and Availability

37%

Family

38%

School

43%

Society

31%

Personal Attributes

45%

Skills and Abilities

59%

Motivation

47%

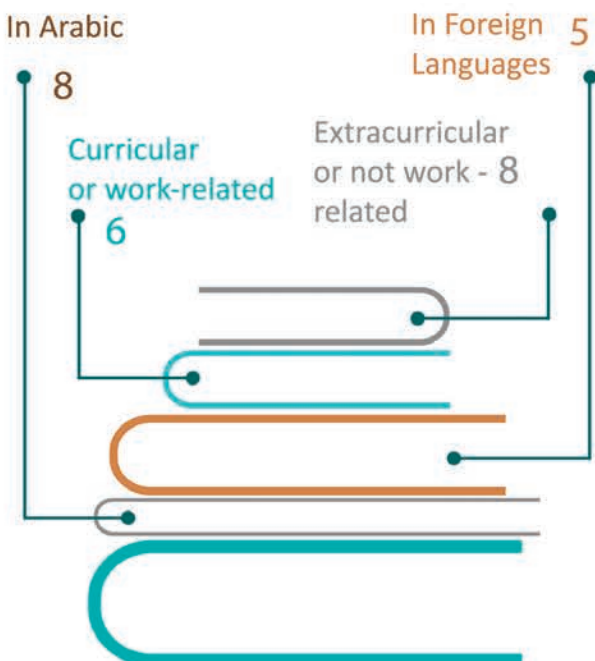
Attitudes

54%

The percentages above are the values computed for the main pillars and sub-pillars of the Index.

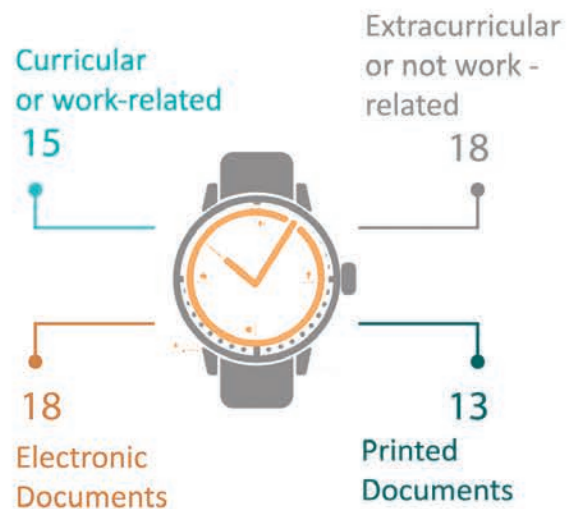
Average Number of Books Read

Average number of books read annually for each category



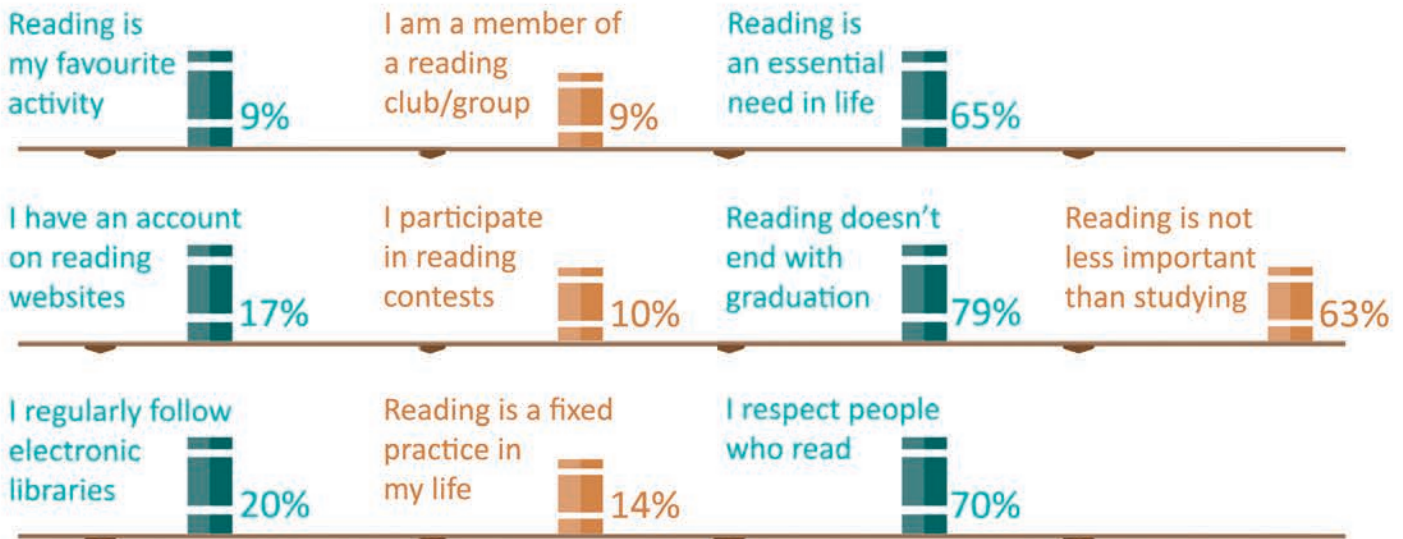
Average of Total Reading Hours

Average number of total reading hours annually for each category

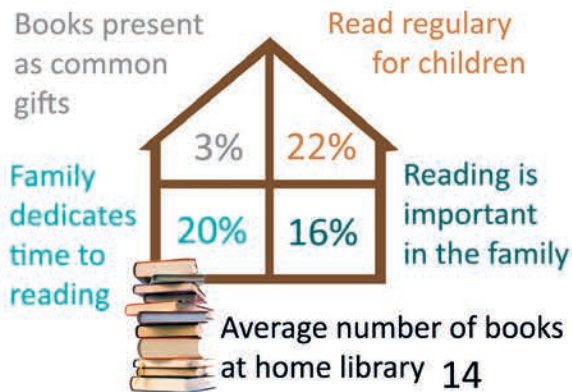


Attitudes

Percentage of participants who agree (or strongly agree) on each of the following statements



Family Environment



School Environment



Reading in the Society: Regular availability for each of the above events



Population: 18,502,413

Literacy Rate: 86%

GDP per capita: --

Syria

4,687 Participants

Extent of Reading



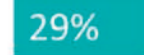
Average of Total Reading Hours (annual)



Average Number of Books Read (annual)



Access and Availability



Family



School



Society



Personal Attributes



Skills and Abilities



Motivation



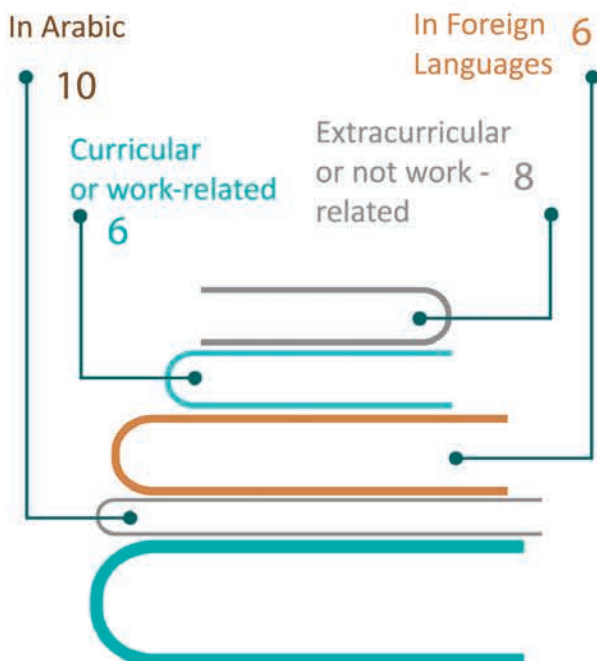
Attitudes



The percentages above are the values computed for the main pillars and sub-pillars of the Index.

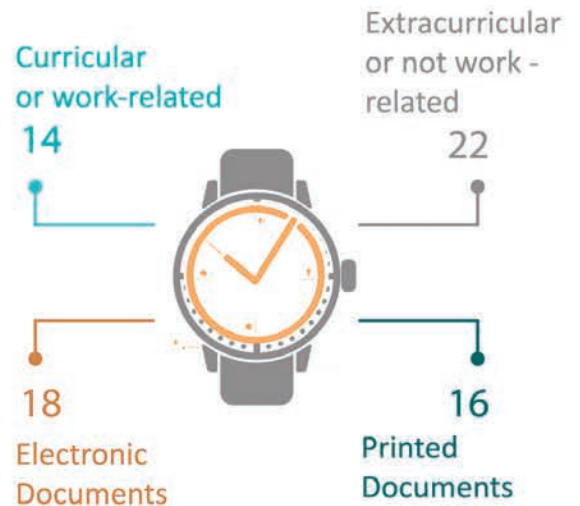
Average Number of Books Read

Average number of books read annually for each category



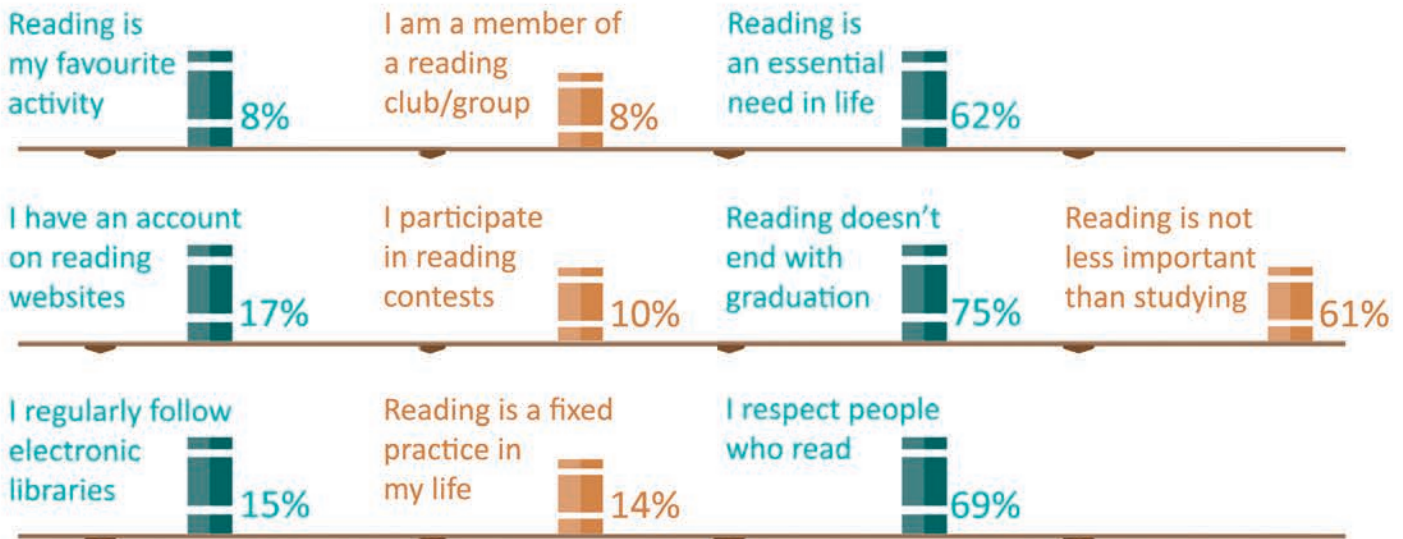
Average of Total Reading Hours

Average number of total reading hours annually for each category

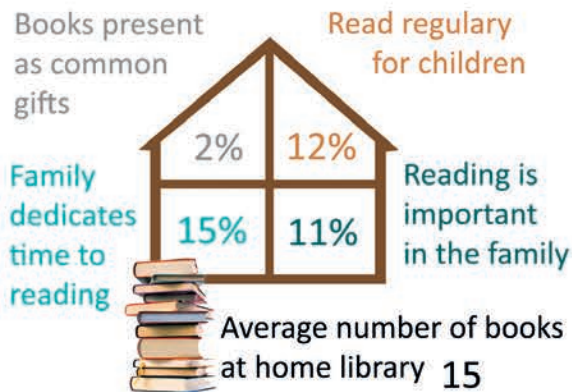


Attitudes


Percentage of participants who agree (or strongly agree) on each of the following statements



Family Environment



School Environment



Reading in the Society: Regular availability for each of the above events



Population: 11,107,800

Literacy Rate: 81%

GDP per capita: \$3,873

Tunisia

7,194 Participants

Extent of Reading



Average of Total Reading Hours (annual)



Average Number of Books Read (annual)



Access and Availability



Family



School



Society




Personal Attributes



Skills and Abilities



Motivation



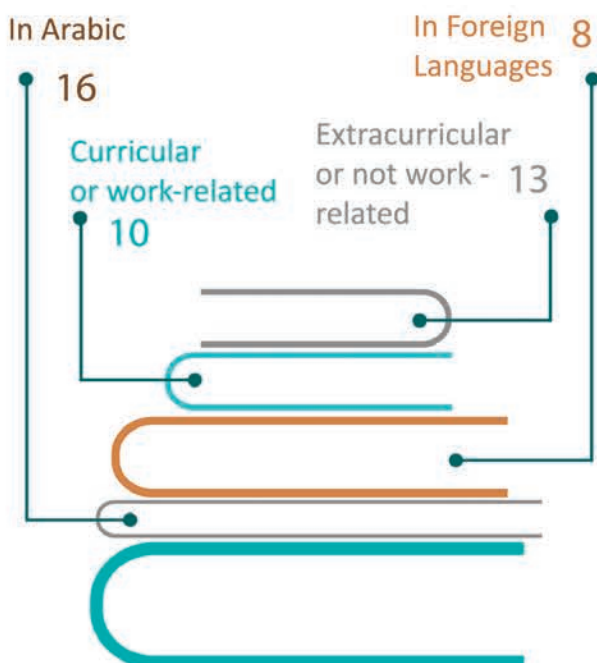
Attitudes



The percentages above are the values computed for the main pillars and sub-pillars of the Index.

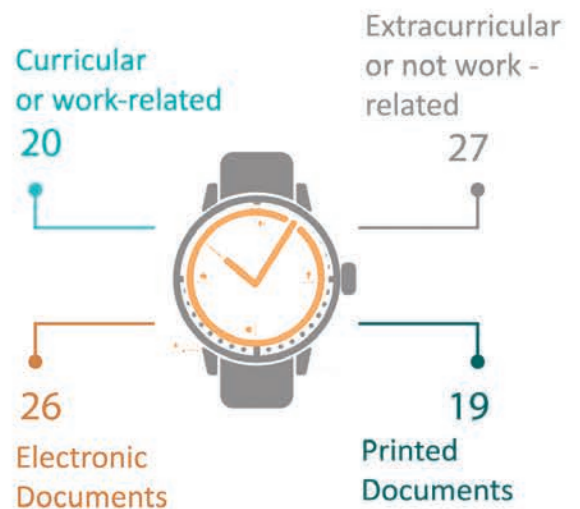
Average Number of Books Read

Average number of books read annually for each category



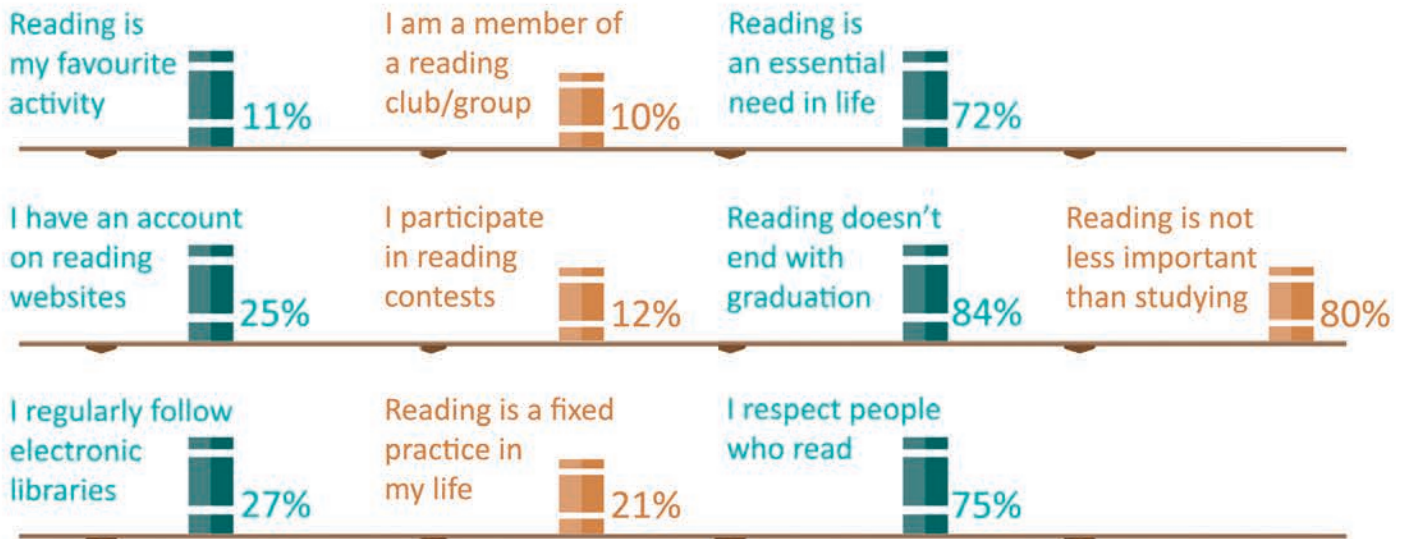
Average of Total Reading Hours

Average number of total reading hours annually for each category

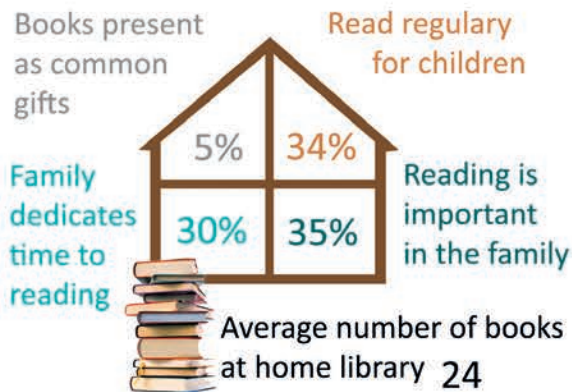


Attitudes


Percentage of participants who agree (or strongly agree) on each of the following statements




Family Environment



School Environment



Reading in the Society: Regular availability for each of the above events



Population: 9,156,963
 Literacy Rate: 93%
 GDP per capita: \$40,438

United Arab Emirates

5,400 Participants

Extent of Reading



Average of Total Reading Hours (annual)



Average Number of Books Read (annual)



Access and Availability



Family



School



Society



Personal Attributes



Skills and Abilities



Motivation



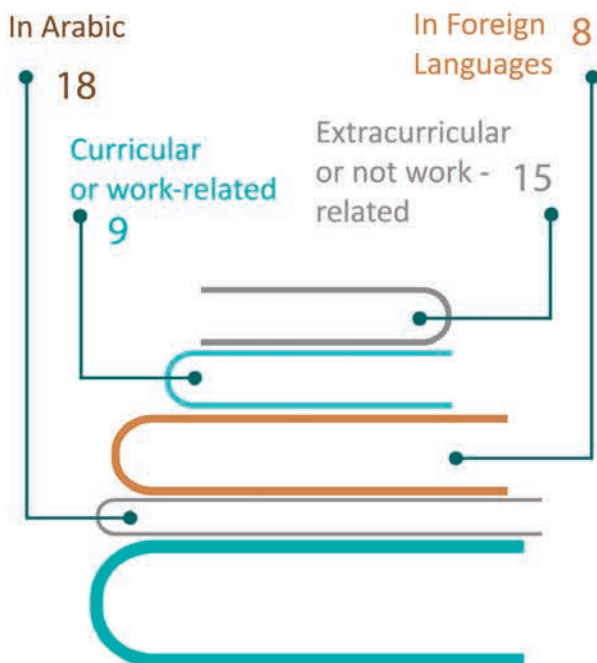
Attitudes



The percentages above are the values computed for the main pillars and sub-pillars of the Index.

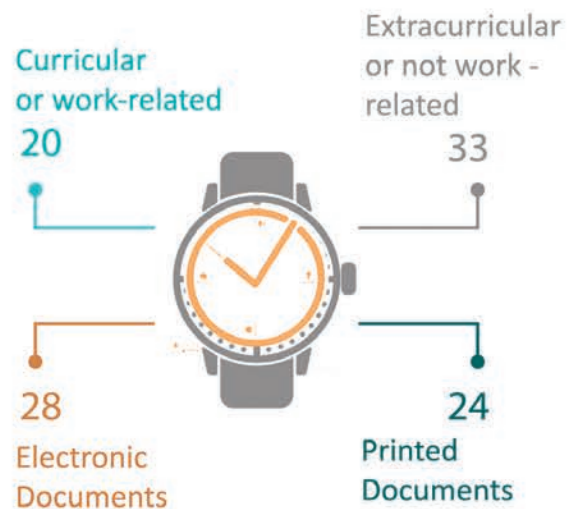
Average Number of Books Read

Average number of books read annually for each category



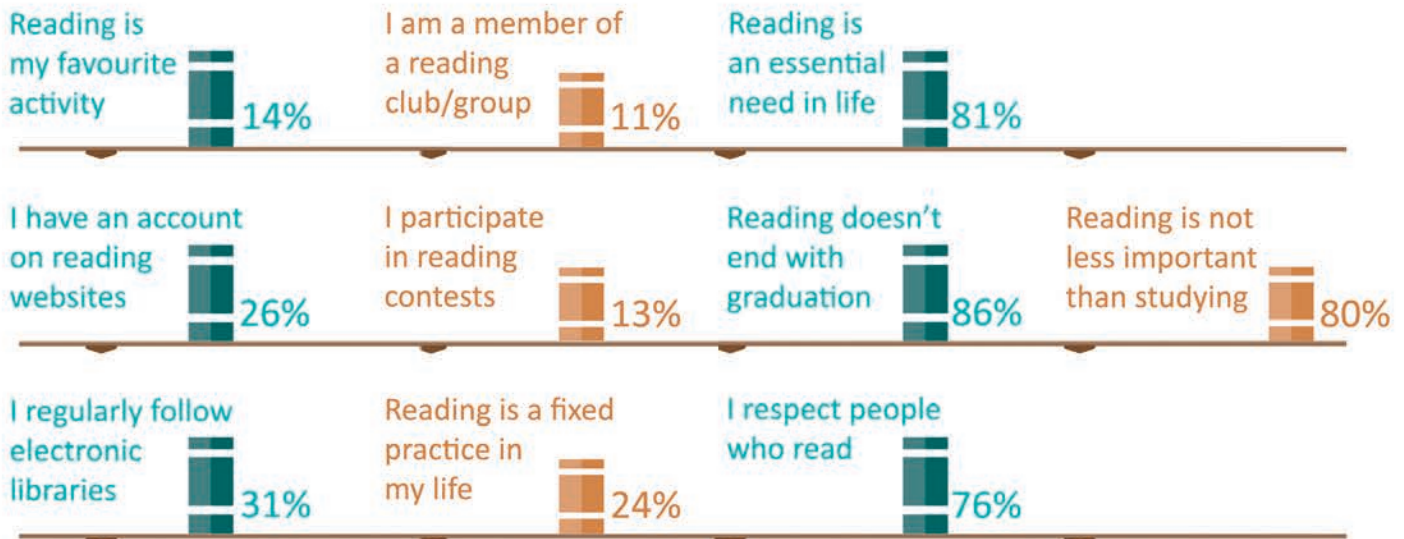
Average of Total Reading Hours

Average number of total reading hours annually for each category

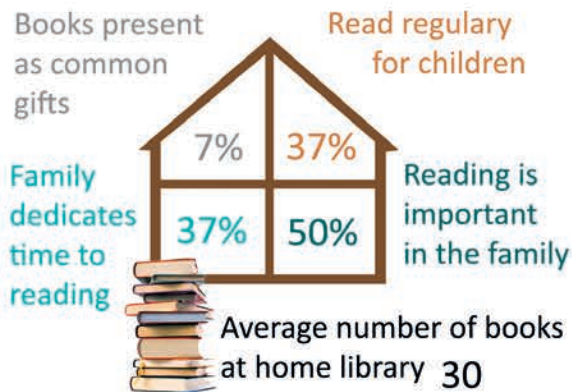


Attitudes

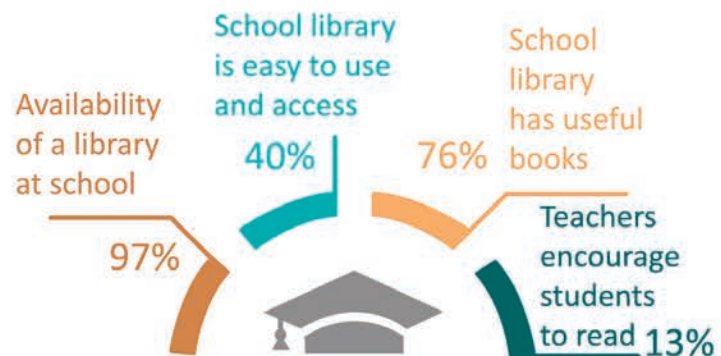
Percentage of participants who agree (or strongly agree) on each of the following statements




Family Environment



School Environment



Reading in the Society: Regular availability for each of the above events



Population: 26,832,215
 Literacy Rate: 70%
 GDP per capita: \$1,408

Yemen

1,420 Participants

Extent of Reading

33%

Average of Total Reading Hours (annual)

25 hours

Average Number of Books Read (annual)

11 books

Access and Availability

18%

Family

16%

School

20%

Society

16%

Personal Attributes

34%

Skills and Abilities

70%

Motivation

39%

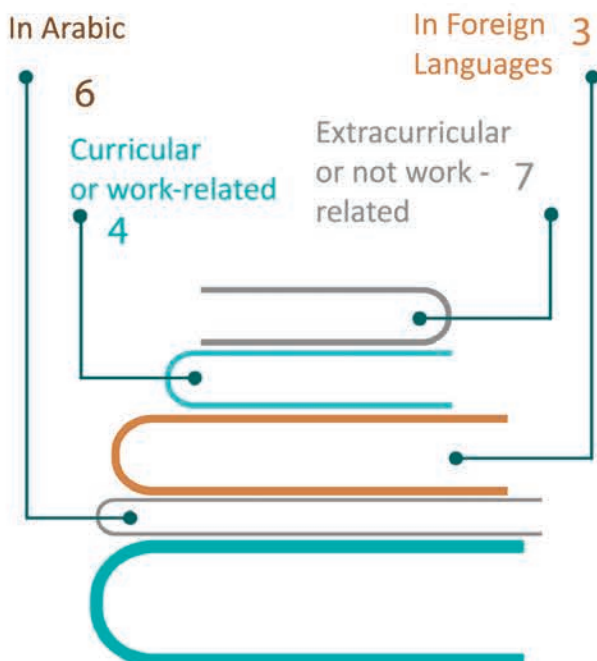
Attitudes

40%

The percentages above are the values computed for the main pillars and sub-pillars of the Index.

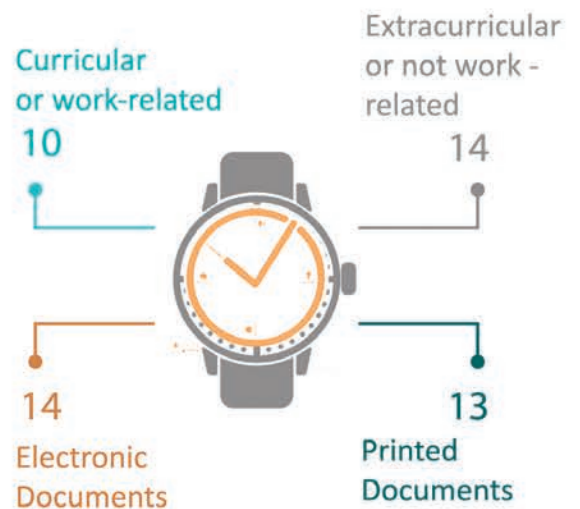
Average Number of Books Read

Average number of books read annually for each category



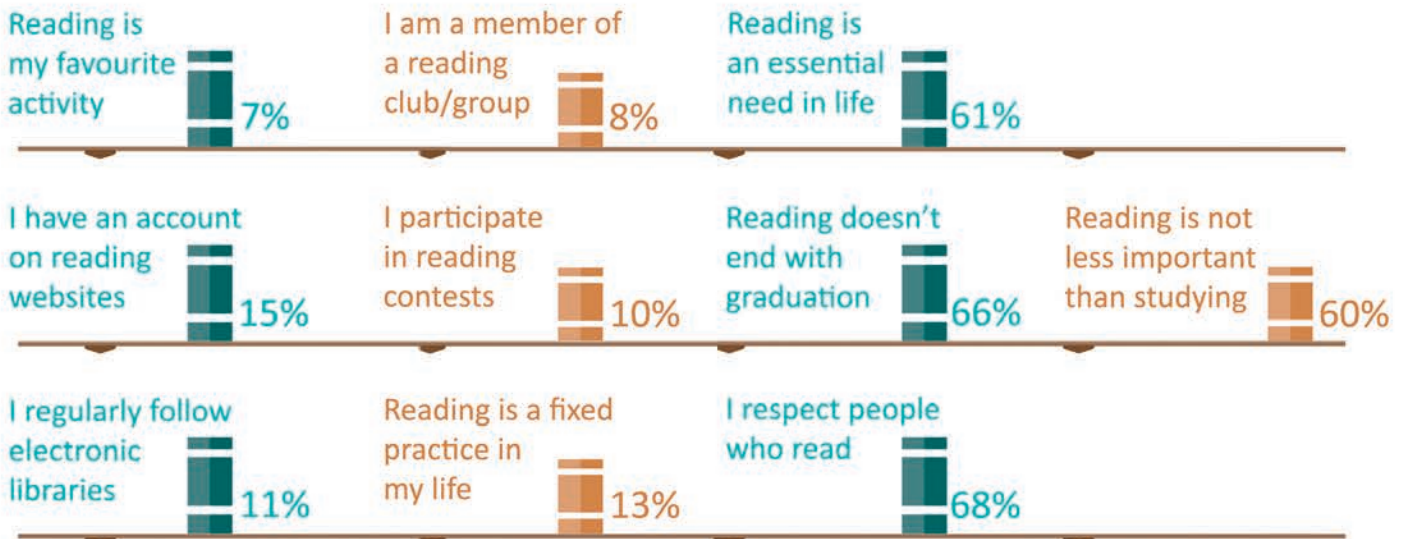
Average of Total Reading Hours

Average number of total reading hours annually for each category

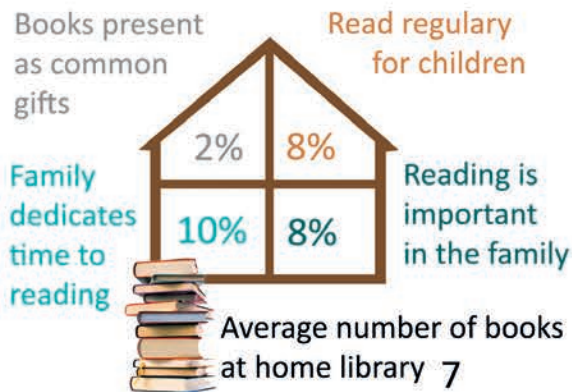


Attitudes

Percentage of participants who agree (or strongly agree) on each of the following statements



Family Environment



School Environment



Reading in the Society: Regular availability for each of the above events



*Empowered lives.
Resilient nations.*



مؤسسة محمد بن راشد آل مكتوم
MOHAMMED BIN RASHID
AL MAKTOUM FOUNDATION

